Check for updates

Received: 5 May 2024 | Revised: 30 September 2024 | Accepted: 9 October 2024

DOI: 10.1111/cobi.70147

Conservation Biology

CONTRIBUTED PAPER

Vulnerability of marine megafauna to global at-sea anthropogenic threats

Michelle VanCompernolle[1,2] | Juliet Morris[3] | Hannah J. Calich[4,5] | Jorge P. Rodríguez[6,7] | Sarah A. Marley[8] | Jessica R. Pearce[3] | Briana Abrahms[9] | Katya Abrantes[10,11] | André S. Afonso[12] | Alex Aguilar[13] | Andrews Agyekumhene[14] | Tomonari Akamatsu[15] | Susanne Åkesson[16] | Nyimale G. Alawa[17,18] | Joanna Alfaro-Shigueto[19,20] | R. C. Anderson[21] | Tycho Anker-Nilssen[22] | Javier A. Arata[23] | Gonzalo Araujo[24,25] | Martin C. Arostegui[26] | Haritz Arrizabalaga[27] | Lucy M. Arrowsmith[2] | Marie Auger-Méthé[28,29] | Isabel C. Avila[30,31] | Fred Bailleul[32] | Joanna Barker[33] | Dawn R. Barlow[34] | Adam Barnett[10,11] | Hector Barrios-Garrido[35,36,37] | Alastair M. M. Baylis[38] | Giovanni Bearzi[39] | Lars Bejder[40] | Eduardo J. Belda[41] | Scott R. Benson[42,43] | Michael L. Berumen[44] | Sophie Bestley[45,46] | Natalia P. A. Bezerra[47,48] | Antonin V. Blaison[49] | Lars Boehme[50] | Steven J. Bograd[51,52] | Bolaji Dunsin Abimbola[53] | Mark E. Bond[54] | Asunción Borrell[55] | Phil J. Bouchet[56] | Peter Boveng[57] | Gill Braulik[50] | Camrin D. Braun[26] | Stephanie Brodie[58,59] | Leandro Bugoni[60] | Carlos Bustamante[61] | Steven E. Campana[62] | Susana Cárdenas-Alayza[63,64] | Ruth H. Carmichael[65,66] | Gemma Carroll[67] | Matt I. D. Carter[50] | Filipe R. Ceia[68] | Salvatore Cerchio[69] | Luciana C. Ferreira[70] | Philippine Chambault[71,72] | Taylor K. Chapple[73] | Patricia Charvet[74,75] | Elpis J. Chavez[76,77] | Damien Chevallier[78] | Andre Chiaradia[79,80] | B. Louise Chilvers[81] | Megan A. Cimino[58] | Bethany L. Clark[82] | C. R. Clarke[83] | Thomas A. Clay[58,84] | Carl S. Cloyed[65,66] | Jesse E. M. Cochran[44] | Tim Collins[85] | Enric Cortes[86] | Eduardo Cuevas[87,88,89] | David J. Curnick[33] | Peter Dann[79] | P. J. Nico de Bruyn[90] | Asha de Vos[5,91] | Solène Derville[92,93] | Maria P. Dias[94] | Bruno Diaz-Lopez[95] | Kara L. Dodge[96] | Alistair D. M. Dove[97,98] | Thomas K. Doyle[99,100] | J. Marcus Drymon[101,102] | Christine L. Dudgeon[103,104] | Peter H. Dutton[105] | Ursula Ellenberg[106,107,108] | Simon H. Elwen[109] | Louise Emmerson[110] | Edem A. Eniang[111,112] | Mario Espinoza[77,113] | Nicole Esteban[114] | Evert Mul[115] |

This is an open access article under the terms of the Creative Commons Attribution-NonCommercial License, which permits use, distribution and reproduction in any medium, provided the original work is properly cited and is not used for commercial purposes.
© 2025 The Author(s). *Conservation Biology* published by Wiley Periodicals LLC on behalf of Society for *Conservation Biology*.

Brian S. Fadely[57] | Annette L. Fayet[22] | Chris Feare[116,117] | Steven H. Ferguson[118] | Laura Joan Feyrer[119,120] | Brittany Finucci[121] | Katie R. N. Florko[28] | Jorge Fontes[122] | C. M. Fortuna[123] | Sabrina Fossette[2,3,124] | Leila Fouda[125] | Esteban Frere[126] | Mariana M. P. B. Fuentes[127] | Austin J. Gallagher[128] | Pablo Garcia Borboroglu[129,130,131] | Claire Garrigue[92,93] | Pauline Gauffier[132] | Enrico Gennari[133,134,135] | Tilen Genov[50,136] | Elitza S. Germanov[137,138] | Joan Giménez[139] | Matthew H. Godfrey[140,141,142] | Brendan J. Godley[143,144] | Simon D. Goldsworthy[32,145] | Matthew Gollock[33] | Victoria González Carman[146,147] | Natasha J. Gownaris[148] | W. James Grecian[149] | Hector M. Guzman[150] | Mark Hamann[151] | Neil Hammerschlag[152] | Erpur S. Hansen[153] | Mike P. Harris[154,†] | Gordon Hastie[50] | Danielle E. Haulsee[155,156] | Elliott L. Hazen[51,155,157] | Mads Peter Heide-Jørgensen[71] | Elizabeth E. Hieb[65] | Jeff W. Higdon[158] | Mark A. Hindell[45] | Jefferson T. Hinke[42] | Xavier Hoenner[159] | G. J. Greg Hofmeyr[160,161] | Bonnie J. Holmes[162] | Erich Hoyt[163,164] | Luis A. Huckstadt[58,143,144] | Nigel E. Hussey[165] | Charlie Huveneers[166] | Lyn G. Irvine[45,167] | Rima W. Jabado[151,168] | David M. P. Jacoby[169] | Audrey Jaeger[170] | Patrick M. Jagielski[171] | Mark Jessopp[99,100] | Oliver J. D. Jewell[3,172] | David Jiménez Alvarado[173] | Lance K. B. Jordan[174] | Salvador J. Jorgensen[175] | Benjamin Kahn[176] | Alexandros A. Karamanlidis[177] | Akiko Kato[178] | Lucy W. Keith-Diagne[179] | M. S. Kiani[180] | Jeremy J. Kiszka[54] | Alison A. Kock[181,182] | R. Keller Kopf[183] | Carey Kuhn[57] | Peter M. Kyne[183] | Kristin L. Laidre[184] | Fernanda O. Lana[48,185] | Michelle E. Lander[57] | Matthieu Le Corre[170] | Olivia A. Lee[186] | Ruth H. Leeney[187] | Alexis L. Levengood[162] | J. Jacob Levenson[188,189,190] | Marcela Libertelli[191] | Kwang-Ming Liu[192] | Milagros Lopez Mendilaharsu[193,194] | Alexandra Loveridge[195] | Christopher G. Lowe[196] | Heather J. Lynch[197,198] | Bruno C. L. Macena[48,122] | Alice I. Mackay[199] | Jeffry Madrigal-Mesén[76] | Mark L. Mallory[200] | Jeffrey C. Mangel[20,143] | Katherine L. Mansfield[201] | David March[143,202] | Marianne Marcoux[118] | Helene Marsh[151] | A. D. Marshall[137] | Thomas Mattern[106,129,203] | Sara M. Maxwell[204] | Rebecca L. McGuire[205] | Lachlan McLeay[32,145,166] | Clive R. McMahon[45,206,207] | Séverine Methion[95] | Eva K. M. Meyers[208] | Candice Michelot[209] | Cara Masere[210] | Gianna Minton[211] | Benjamin Morales-Vela[212] | Gonzalo Mucientes[213,214] | Hilario Murua[215] | M. A. C. Nicoll[33] | Yuri Niella[206] | Giuseppe Notarbartolo di Sciara[216] | Steffen Oppel[217] | Florian Orgeret[161,218] | Julie N. Oswald[50] | Ellie Owen[219] | Nathan Pacoureau[220,221] | Vitor H. Paiva[222] | Daniel M. Palacios[223,224,225] | Simone Panigada[216] | Yannis P. Papastamatiou[54] | Guido J. Parra[226] | Sylvia K. Parsons[227] | Donna L. Patterson-Fraser[228] | S. Hoyt Peckham[85] |

15231739, 0, Downloaded from https://conbio.onlinelibrary.wiley.com/doi/10.1111/cobi.70147 by Schweizerische Vogelwarte, Wiley Online Library on [20/11/2025]. See the Terms and Conditions (https://onlinelibrary.wiley.com/terms-and-conditions) on Wiley Online Library for rules of use; OA articles are governed by the applicable Creative Commons License

Stephen D. Petersen[229] | Lorien Pichegru[230] | Simon J. Pierce[231] | Tânia Pipa[232] | Enrico Pirotta[233] | Pierre Pistorius[161] | Riley A. Pollom[234] | Rui Prieto[122,235] | Laura Prosdocimi[236] | Klemens Pütz[237] | Nuno Queiroz[214,238] | John L. Quinn[99,100] | Jaime A. Ramos[68] | Holly C. Raudino[2] | Angela Recalde-Salas[239] | ALan F. Rees[143,240] | Richard D. Reina[80] | Ryan R. Reisinger[241] | Samantha D. Reynolds[242,243] | Anthony James Richardson[242,244] | Nicholas G. Riddoch[50] | Federico G. Riet-Sapriza[245] | James R. Robbins[246] | David P. Robinson[247] | Airam Rodríguez[248] | Tracey L. Rogers[249] | Christoph A. Rohner[137] | Daniela Rojas-Cañizales[76] | Kevin Ruhomaun[250] | Chandra Salgado Kent[251,252] | Katsufumi Sato[253] | Kylie L. Scales[162] | Meike Scheidat[254] | Gail Schofield[255,†] | Fabrizio Serena[256] | Edy Setyawan[257] | Scott A. Shaffer[258] | Brendan D. Shea[128,259] | Laura Shearer[260] | Marcus Sheaves[151] | Richard B. Sherley[143,144,261] | George L. Shillinger[77,155,262] | Takahiro Shimada[263] | Mónica A. Silva[122] | Gregory Skomal[264] | Reyd A. Smith[265] | Amy F. Smoothey[266] | Alen Soldo[267] | Emily J. Southall[195] | Antje Steinfurth[217] | D. Bruce Stewart[268] | Joshua D. Stewart[269,270] | Akinori Takahashi[271] | Vikash Tatayah[272] | Sam Thalmann[273] | Jean-Baptiste Thiebot[274] | Jesús Tomás[202] | Leigh G. Torres[34] | P. N. Trathan[241,275] | Fritz Trillmich[276] | Kazuoki Ueda[277] | Frederic Vandeperre[122] | Ralph Eric Thijl Vanstreels[278] | Marisa Vedor[214,238] | Stella Villegas-Amtmann[279] | Lauren J. Waller[261,280] | Matt Waller[195,241] | Sarah Wanless[154] | Kelly Waples[2] | Cortney A. Watt[118,281] | Mia Wege[90,282] | Caroline R. Weir[283] | Randall S. Wells[284] | Paul J. Wensveen[285] | Timothy D. White[286] | Scott D. Whiting[2] | Øystein Wiig[287] | Natalie E. Wildermann[44] | David N. Wiley[288] | Jessica Lauren Williams[289] | Rosie S. Williams[290] | Kenady Wilson[291] | Matthew J. Witt[292] | Freya C. Womersley[195,241] | David J. Yurkowski[118] | Jie Zhang[293,294] | Daniel P. Costa[58] | Carlos M. Duarte[44,295] | Mark G. Meekan[5,296] | Rob Harcourt[206,207] | David W. Sims[195,241] | Graeme C. Hays[297] | Charitha Pattiaratchi[1] | Víctor M. Eguíluz[7,298,299] | Ana M. M. Sequeira[3,4,5]

Correspondence
Michelle VanCompernolle, Oceans Institute, The University of Western Australia, 35 Stirling Highway, Perth WA 6009, Australia.
Email: michellevancomp@gmail.com

Ana M. M. Sequeira, Division of Ecology & Evolution, Research School of Biology, The Australian National University, 46 Sullivans Creek Road, Canberra ACT 2600, Australia. Email: ana.sequeira@anu.edu.au

[†]Deceased.

Abstract
Marine megafauna species are affected by a wide range of anthropogenic threats. To evaluate the risk of such threats, species' vulnerability to each threat must first be determined. We build on the existing threats classification scheme and ranking system of the International Union for Conservation of Nature (IUCN) Red List of Threatened Species by assessing the vulnerability of 256 marine megafauna species to 23 at-sea threats. The threats we considered included individual fishing gear types, climate-change-related subthreats not previously assessed, and threats associated with coastal impacts and maritime disturbances. Our ratings resulted in 70 species having high vulnerability ($v > 0.778$ out of 1) to at least 1 threat, primarily drifting longlines, temperature extremes, or fixed gear. These 3 threats were also considered to have the most severe effects (i.e., steepest population declines).

15231739, 0, Downloaded from https://conbio.onlinelibrary.wiley.com/doi/10.1111/cobi.70147 by Schweizerische Vogelwarte, Wiley Online Library on [20/11/2025]. See the Terms and Conditions (https://onlinelibrary.wiley.com/terms-and-conditions) on Wiley Online Library for rules of use; OA articles are governed by the applicable Creative Commons License

Article impact statement: Marine megafauna are highly vulnerable to human activities; industrial longlines, fixed gear, and warming pose the most severe threats.

Funding information
Pew Charitable Trusts; Jock Clough Marine Foundation; C.F. & E.A. Jenkins Postgraduate Scholarship; Australian Research Council, Grant/Award Number: DP210103091

Overall, temperature extremes and plastics and other solid waste were rated as affecting the largest proportion of populations. Penguins, pinnipeds, and polar bears had the highest vulnerability to temperature extremes. Bony fishes had the highest vulnerability to drifting longlines and plastics and other solid waste; pelagic cetaceans to 4 maritime disturbance threats; elasmobranchs to 5 fishing threats; and flying birds to drifting longlines and 2 maritime disturbance threats. Sirenians and turtles had the highest vulnerability to at least one threat from all 4 categories. Despite not necessarily having severe effects for most taxonomic groups, temperature extremes were rated among the top threats for all taxa except bony fishes. The vulnerability scores we provide are an important first step in estimating the risk of threats to marine megafauna. Importantly, they help differentiate scope from severity, which is key to identifying threats that should be prioritized for mitigation.

KEYWORDS
anthropogenic threats, climate change, expert elicitation, fishing, marine megafauna, vulnerability

INTRODUCTION

Anthropogenic activities are a widespread and increasing threat to marine biodiversity globally (Dias et al., 2019; Dulvy et al., 2021; O'Hara & Halpern, 2022) and lead to population declines and extirpations worldwide (e.g., Meyer et al., 2017; Nowicki et al., 2019). Across all biodiversity, of particular concern are large marine vertebrates, including those that are highly mobile and typically at (or near) the top of food webs (e.g., large fishes, mammals, seabirds, and reptiles) (henceforth marine megafauna) (Authier et al., 2017). Currently, one third of marine megafauna are globally threatened with extinction (Estes et al., 2016) and listed as vulnerable, endangered, or critically endangered on the International Union for Conservation of Nature (IUCN) Red List of Threatened Species (www.iucnredlist.org). These listed species include 31% of seabirds (Dias et al., 2019), 27% of marine mammals (Avila et al., 2018), 37% of elasmobranchs (Dulvy et al., 2021), 32% of scombrids (Juan-Jordá et al., 2011), and 6 of the 7 marine turtle species (despite noted recovery in some populations) (Mazaris et al., 2017). Despite extensive literature describing the effects of anthropogenic activities on marine megafauna (e.g., Clark et al., 2023; Sequeira et al., 2025; Womersley et al., 2022), understanding how these activities affect these species remains a key question in ecology (Hays et al., 2016). Answering this key question is becoming more pressing as anthropogenic threats continue to increase (Halpern et al., 2019), especially because marine megafauna play vital ecological roles in marine ecosystems (Estes et al., 2016), can act as ocean sentinels (Hazen et al., 2019), and are of cultural (Reyes-García et al., 2023) and economic (Hammerschlag et al., 2019) importance globally.

Major at-sea anthropogenic threats to marine megafauna include fishing, climate change, pollution, and shipping (Avila et al., 2018; Braulik et al., 2023; Dulvy et al., 2021). Impacts from fishing stem from directed overexploitation and incidental capture. For example, industrial longline fisheries are responsible for the largest proportion of pelagic shark catches globally (Oliver et al., 2015), and incidental catch in artisanal gillnet and industrial seine and trawl fisheries has resulted in impacts to pinnipeds (Sepúlveda et al., 2023). Entanglement in fixed gear (principally gillnets) is a key threat to cetaceans (Knowlton et al., 2022; Temple et al., 2024) and seabirds (Žydelis et al., 2013). Climate change impacts include ocean warming and acidification and expansion of hypoxic zones, which alter prey abundance and habitat quality (e.g., Krüger et al., 2021; Lenoir et al., 2020). Other climate change impacts include sea level rise, which negatively affects nesting sites for turtles and seabirds (Pike et al., 2015; Rodríguez et al., 2019), altered wind patterns, which influences seabird migrations (Somveille et al., 2020), and elevated UV radiation, which can cause sun damage to whales (Martinez-Levasseur et al., 2011). Pollution, including light (Marangoni et al., 2022) and noise (Duarte et al., 2021) pollution and excess nutrient and organic inputs (Cagnazzi et al., 2020), stems from coastal and maritime sources and can result in negative impacts, such as plastic ingestion (Clark et al., 2023) or entanglement (Jepsen & de Bruyn, 2019). Ship strikes are also a threat for large mobile species, such as whale sharks (*Rhincodon typus*) (Womersley et al., 2022). Land-based threats can also lead to considerable impacts, such as terrestrial invasive species leading to declines of seabird populations (Dias et al., 2019). However, the risk of threats at sea is especially concerning for marine megafauna that travel throughout the high seas, where protection is limited (Conners et al., 2022; Sequeira et al., 2025).

Although identifying the spatial overlap of some marine megafauna species with some of the threats they face has been the focus of recent studies (e.g., Clark et al., 2023; Maxwell et al., 2013; Womersley et al., 2022), to understand risk across multiple species and multiple threats, it is essential to determine each species' vulnerability to each threat. Vulnerability assessments can provide the means with which to assess the spatial risk of threats to marine megafauna based on species distributions and the intensity of each of the threats they experience in different areas of their geographical ranges. A few studies have explored species vulnerability to threats based on species' traits and their environmental tolerances (e.g., Albouy et al., 2020; Butt et al., 2022). However, there is still the need to quantify vulnerability based on the realized (or expected future) impacts (e.g., population declines) of a species' exposure to threats, as has been done by the IUCN.

15231739, 0, Downloaded from https://conbio.onlinelibrary.wiley.com/doi/10.1111/cobi.70147 by Schweizerische Vogelwarte, Wiley Online Library on [20/11/2025]. See the Terms and Conditions (https://onlinelibrary.wiley.com/terms-and-conditions) on Wiley Online Library for rules of use; OA articles are governed by the applicable Creative Commons License

The IUCN Red List is the leading source for species' extinction risk status and is used to track progress toward global biodiversity targets (Rodrigues et al., 2006). The IUCN developed a globally recognized threats classification scheme, which lists and provides definitions of possible threats to species and a threat ranking system that quantifies the realized or future potential impacts of threats to species (iucnredlist.org/resources/threat-classification-scheme [April 2023]). This ranking system is used to calculate the impact score of threats to individual species based on their timing (period in which impacts occur), scope (proportion of population affected), and severity (resulting degree of population declines) and can be used for direct comparisons across species from diverse taxonomic groups (e.g., Ward et al., 2021). However, incorporating IUCN Red List impact scores in spatial risk assessments for marine megafauna remains challenging because the IUCN Red List threat designations are often provided only for broad categories. For example, although the IUCN generally assesses pollution-related threats at the level appropriate for marine megafauna (i.e., assigns impact scores for each individual relevant pollution source), this fine resolution is missing for climate change and fishing threats. This means that climate change threats, such as sea level rise, coral bleaching, and sea ice loss, are considered a single threat on the IUCN Red List (included in the "habitat shifting & alteration" category under "climate change & severe weather"). Similarly, industrial fishing impacts are delineated based on intentional versus unintentional catch without determination of differences among fishing gears. However, the impact score of each of these finer resolution threats is independently quantifiable and may have different impacts on different marine species (Brierley & Kingsford, 2009).

The vast scope of IUCN assessments, which span species, taxonomic groups, and regions (applied to ∼150,000 species of birds, fishes, fungi, lichen, herpetofauna, invertebrates, and mammals) (iucnredlist.org/ [September 2023]), means that frequent updates are infeasible and may take years to complete (assessments are considered valid for 10 years). This is especially the case for understudied species (Cazalis et al., 2022), including some marine megafauna. A combined ∼20% of fishes, mammals, and turtles (Pimiento et al., 2020) are currently listed as not evaluated or data deficient. Some of the threat-ranking variables (timing, scope, and severity) are listed as unknown for some threats. This leads to serious knowledge gaps in species–threat associations for marine megafauna and hinders the application of the IUCN Red List threat ranking system to marine megafauna globally. Independently considering all threats that can be spatially evaluated across the entire geographical range of a species is a fundamental but missing aspect of conservation planning. For this reason, researchers have developed different threat ranking systems (e.g., Butt et al., 2022; Halpern et al., 2008) or used expert elicitation to rank species-specific threats at different spatial scales (Ward et al., 2021). However, no studies have focused on marine megafauna species and on enhancing the IUCN Red List ranking system to globally assess their vulnerability to the majority of threats they face.

We developed a framework that expands the threats classification scheme and impact ranking system of the IUCN to explicit quantification of current species' vulnerabilities. We applied our framework to the vulnerability of marine megafauna to 23 at-sea anthropogenic threats across the global oceans, including threats at a finer resolution than previously considered by the IUCN, based on spatially explicit data availability for existing threats. Understanding species vulnerability to threats is a key first step in meaningfully defining impacts and spatially evaluating risk. Such assessments will help explain population trends and inform conservation actions to halt biodiversity loss, as mandated by the Kunming–Montreal Global Biodiversity Framework (cbd.int/gbf/targets/).

METHODS

Marine megafauna species selection

We aimed to evaluate as many species as possible that spend a considerable portion of their life cycle in pelagic habitats and make large-scale movements connecting distant or distinct ecosystems. We used the following criteria to determine inclusion in our evaluation of flying birds, fishes, marine mammals, and turtles: listed on the Convention on the Conservation of Migratory Species of Wild Animals Appendix I or II (https://www.cms.int/ [accessed November 2021]) or listed as migratory and using oceanic habitats on the IUCN Red List (iucnredlist.org [accessed November 2021]). This excluded coastal cetaceans heavily affected by entanglement in fishing gears (Temple et al., 2024). However, we included all species of sirenians because of their status as highly functionally unique, specialized, and endangered marine mammals (Pimiento et al., 2020). For some taxa that use terrestrial and marine ecosystems (e.g., penguins and pinnipeds), we included all species because their movements between these ecosystems and their high-latitude habitat use provide functional contributions to marine ecosystems not captured solely by aquatic taxa. Our final list of species was further restricted to species for which we could obtain expert input (detailed below).

We obtained information for 256 species: 21 bony fishes, 57 (predominantly) pelagic cetaceans, 39 elasmobranchs, 77 flying birds, the polar bear (*Ursus maritimus*), and all marine pinnipeds (33), penguins (18), turtles (7), and sirenians (3) (Figure 1a; Appendix S1). These include 14 critically endangered species, 36 endangered, 47 vulnerable, 27 near threatened, 127 least concern, and 5 data-deficient species. Most species had decreasing population trends (113 species), followed by unknown (79), increasing (35), and stable (29) trends. Across the 256 species examined, 48% had an incomplete impact assessment on the IUCN due to unknown threat timing, scope, or severity scores for the threats considered in their assessments (Figure 2).

Anthropogenic threat selection

To complement and build on the existing IUCN Red List assessments, we identified relevant anthropogenic threats by first building a matrix of all at-sea threats listed in the most recent

15231739, 0, Downloaded from https://conbio.onlinelibrary.wiley.com/doi/10.1111/cobi.70147 by Schweizerische Vogelwarte, Wiley Online Library on [20/11/2025]. See the Terms and Conditions (https://onlinelibrary.wiley.com/terms-and-conditions) on Wiley Online Library for rules of use; OA articles are governed by the applicable Creative Commons License

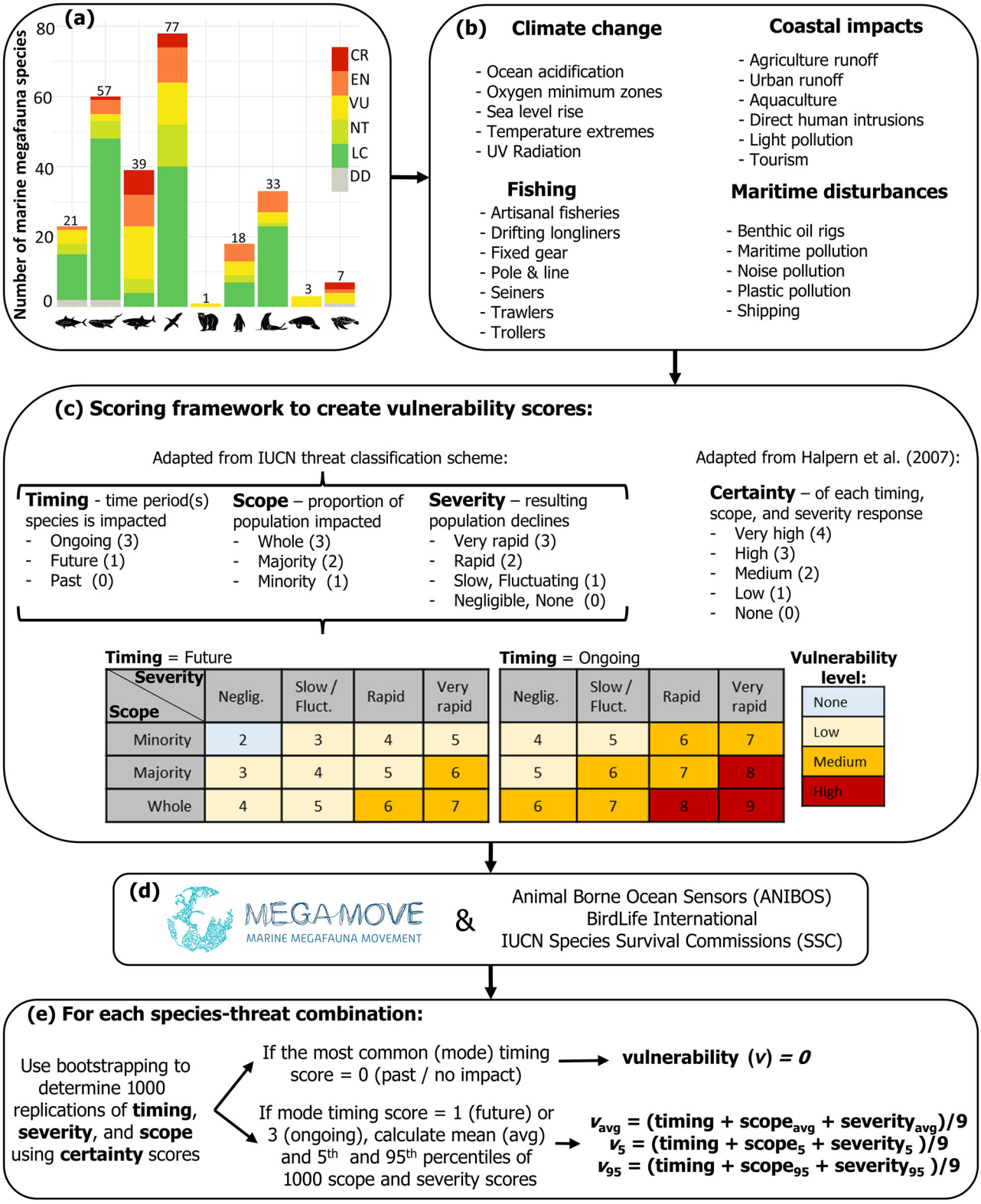

Scope \ Severity	Neglig.	Slow / Fluct.	Rapid	Very rapid
Minority	2	3	4	5
Majority	3	4	5	6
Whole	4	5	6	7

Scope \ Severity	Neglig.	Slow / Fluct.	Rapid	Very rapid
Minority	4	5	6	7
Majority	5	6	7	8
Whole	6	7	8	9

FIGURE 1 Methods used to determine threat vulnerability scores for species–threat combinations: (a) 256 species considered and their extinction risk status according to the IUCN (International Union for Conservation of Nature) Red List (iucnredlist.org) (silhouettes [left to right], bony fishes, cetaceans, elasmobranchs, flying birds, polar bear, penguins, pinnipeds, sirenians, turtles; CR, critically endangered; EN, endangered; VU, vulnerable; NT, near threatened; LC, least concern; DD, data deficient), (b) threats considered based on the IUCN Threats Classification Scheme 3.3 (iucnredlist.org/resources/threat-classification-scheme [accessed April 2023]), (c) framework for expert scoring, (d) networks of experts invited to contribute, and (e) calculation of vulnerability scores.

15231739, 0, Downloaded from https://conbio.onlinelibrary.wiley.com/doi/10.1111/cobi.70147 by Schweizerische Vogelwarte, Wiley Online Library on [20/11/2025]. See the Terms and Conditions (https://onlinelibrary.wiley.com/terms-and-conditions) on Wiley Online Library for rules of use; OA articles are governed by the applicable Creative Commons License

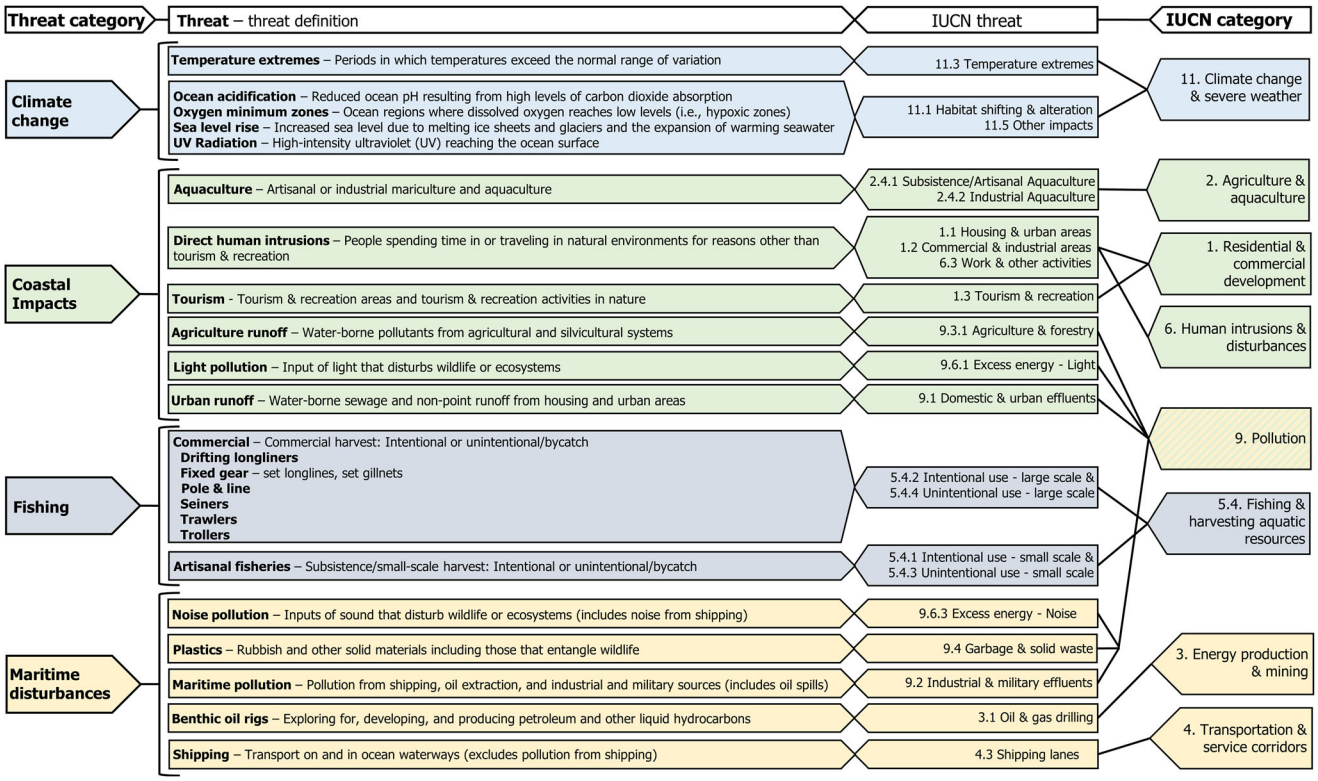

FIGURE 2 Threats and threat categories used in our scoring framework of threats to marine megafauna and the associated IUCN (International Union for Conservation of Nature) Red List of Threatened Species threat and threat categories from which they were derived. Numbers with IUCN threat names correspond to the IUCN Threats Classification Scheme 3.3 (iucnredlist.org/resources/threat-classification-scheme [accessed April 2023]). See Appendix S3 for full definitions of threats.

IUCN global assessments for each species and then cross-referencing these with threats that were also spatially measured across the entire geographic ranges of the species considered (e.g., fishing intensity data from globalfishingwatch.org/). This was done to facilitate future risk assessments based on vulnerability scores and spatially gridded threat datasets. Our resulting list of threats expanded on those already indicated on the IUCN Red List to include 10 additional threats. Additional threats were associated with mechanisms of habitat shifting and alteration from climate change (4 threats) and associated with large-scale fishing (i.e., to include individual fishing gears, 6 threats). We excluded threats based on the same spatially measured data (as O'Hara et al. [2021] did). This was the case for artisanal and industrial aquaculture, which were combined because both are mapped with data from the Food and Agriculture Organization of the United Nations [https://www.fao.org/fishery/statistics-query/en/aquaculture]); for intentional and unintentional artisanal fisheries catches, which were both spatially calculated by Watson (2019); and for 3 direct human intrusions (threats related to human development for which human population density is typically used as a proxy [O'Hara et al., 2021]) (Figure 2). Our final list consisted of 23 anthropogenic threats across the 4 categories of climate change (oxygen minimum zones, sea level rise, temperature extremes, ocean acidification, and UV radiation); coastal impacts (agricultural and urban runoff, direct human intrusions, aquaculture, light pollution, and tourism); fishing (artisanal fisheries [all gear types] and drifting longlines, fixed gear [including set longlines and gillnets], pole and line, seiners, trawlers, trollers); and maritime disturbances (benthic oil rigs, shipping, maritime pollution, noise pollution, and plastics and other solid waste) (listed in Figure 1b and detailed in Appendix S2, including known or proposed associated spatial datasets). The addition of the fine scale threats for fishing and climate change resulted in 2560 new species–threat combinations for which no data were available on the IUCN Red List (Figure 2).

Threat vulnerability framework

We calculated scores for marine megafauna species vulnerability to global anthropogenic threats at sea based on the 3 key variables IUCN uses in their threat ranking system (iucnredlist.org/resources/threat-classification-scheme) (Figure 1c): timing, to indicate the period in which a species was (0 for past), is (3 for present), or will be (1 for future) affected by a threat; scope, to indicate the proportion of a population affected by a threat (1–3); and severity, to indicate the degree of population declines resulting from the threat (0–3). Because we used an expert elicitation approach (detailed below), we added a fourth metric for certainty that had values ranging from 0 (no certainty) to 4 (very high certainty) to account for how confident each expert was in

15231739, 0, Downloaded from https://conbio.onlinelibrary.wiley.com/doi/10.1111/cobi.70147 by Schweizerische Vogelwarte, Wiley Online Library on [20/11/2025]. See the Terms and Conditions (https://onlinelibrary.wiley.com/terms-and-conditions) on Wiley Online Library for rules of use; OA articles are governed by the applicable Creative Commons License

the ranking they provided for each of the 3 variables (following Halpern et al. [2007]). The inclusion of the certainty metric ensured that scores provided for each of the 3 variables were weighted by the expert's level of experience (i.e., perceived confidence in knowledge of relevant literature and direct work with species).

Creating scores for each species–threat combination

We contacted over 600 experts in marine megafauna from networks, including MegaMove (megamove.org), Animal Borne Ocean Sensors (anibos.com), BirdLife International (birdlife.org), and IUCN Species Survival Commission (SSC) specialist groups for cetaceans, marine turtles, penguins, pinnipeds, polar bear, sharks, sirenians, and tunas and billfishes (www.iucn.org/our-union/commissions/group/1445) (Figure 1d). All experts were invited to contribute as coauthors and asked to circulate the invitation through their networks of expert colleagues to identify additional experts who could assist in developing our vulnerability framework. We provided all experts with a document outlining threat definitions (Appendix S2) and asked them to score the timing, scope, and severity of all 23 threats to the species in which they had expertise to provide their certainty on each score assigned (Appendix S3). We also requested that experts list additional threats not included but to which species may have vulnerability, and confirm whether the threats being considered affect species at a local or regional scale rather than globally (i.e., at the entire geographical range of the species). Expert coauthors could assess multiple species and had the option of assigning the same scores to one or more species in the same taxonomic group. Finally, each expert coauthor also provided personal (gender identity, racial background) and professional details (years of experience, primary affiliations) (Appendix S3).

Compiling expert responses and calculating vulnerability scores

With the all-responses dataset (i.e., all the scores combined), we used bootstrapping to determine an average vulnerability score with 5% and 95% confidence intervals for each species–threat combination after removal of scores with no certainty (i.e., certainty = 0 for timing, scope, or severity). To do so, we expanded the datasets for timing per species–threat combination by replicating each expert score according to the associated certainty score provided. For example, for timing, if an expert provided a score of 3 (i.e., present threat) with very high certainty (4), that timing score of 3 was replicated 4 times in the dataset. We did the same for all n timing scores (where n is the number of expert timing scores collected for a given species–threat combination) and then used bootstrapping (with replacement) to get 1000 samples of random timing scores from the full list of replicated timing scores. Each sample contained n scores. We then determined the most common (i.e., mode) timing score for each sample of n scores to generate 1000 timing scores and used the mode of those scores to represent the final timing score for each species–threat combination.

For species–threat combinations where timing was 0 (occurred in the past or not considered a threat), scope and severity were also assigned a 0 because only ongoing or future threats have scope and severity scores as per IUCN's threat scoring system. For species–threat combinations where timing was 1 (future) or 3 (ongoing), we repeated the same bootstrapping procedure for the scope and severity scores but calculated the mean scope and severity scores (instead of mode) for each sample of n scores (repeated analyses calculating the median led to similar results). Using the resulting mean scores per sample (i.e., 1000 sample means) for scope and severity, we calculated the mean scope and severity scores ($\text{scope}_{\text{avg}}$ and $\text{severity}_{\text{avg}}$, respectively) across the 1000 sample means and determined the 5th (scope_5 and severity_5) and 95th (scope_{95} and severity_{95}) percentiles. Our final average vulnerability (v) score for each species–threat combination was calculated as per the IUCN threat ranking system, that is, the 3 resulting variables were summed and divided by 9 (which is the maximum possible value for the 3 scores summed as per the IUCN ranking system [Figure 1e]) to rescale scores and obtain values ranging from 0 to 1:

$$v = \left(\text{timing}_{\text{mode}} + \text{scope}_{\text{avg}} + \text{severity}_{\text{avg}}\right)/9. \quad (1)$$

To create confidence intervals for v scores, we calculated vulnerability at the 5% (v_5) and 95% percentile (v_{95}) in a similar way, except that we replaced the average values with the respective percentile values.

To reduce the effect of extreme (and potentially biased) vulnerability scores provided by individual experts, we repeated the above process with a restricted dataset that excluded all species–threat combinations for which we compiled fewer than 3 scores (dataset $R \geq 3$). We further refined the $R \geq 3$ dataset by removing the minimum and maximum scores for timing × certainty, scope × certainty, and severity × certainty from each of the remaining species–threat combinations. Using the $R \geq 3$ dataset, we then identified which threat resulted in the highest vulnerability score for each species and used this value to allocate each species into vulnerability categories. We did the latter by adapting IUCN's threat ranking system. We rescaled scores from 0 to 1, where 1 indicated the threat causes very rapid declines to whole populations), such that vulnerability is considered high for $v > 0.778$ (>7 impact score on IUCN threat ranking system [Figure 1c]), medium for $0.778 \geq v > 0.556$ (6–7), low for $0.556 \geq v > 0.222$ (3–5), and negligible for $v \leq 0.222$ (≤2) (www.iucnredlist.org/resources/threat-classification-scheme). We further summarized the highest vulnerability scores averaged across all species and in each taxonomic group as the single threat with the highest average vulnerability score and all threats with overlapping confidence intervals with this threat. This was also done at a lower taxonomic level for pelagic cetaceans (baleen and toothed whales), elasmobranchs (sharks and rays), and birds (procellariforms and others) to evaluate functionally distinct species groups within a taxon.

15231739, 0, Downloaded from https://conbio.onlinelibrary.wiley.com/doi/10.1111/cobi.70147 by Schweizerische Vogelwarte, Wiley Online Library on [20/11/2025]. See the Terms and Conditions (https://onlinelibrary.wiley.com/terms-and-conditions) on Wiley Online Library for rules of use; OA articles are governed by the applicable Creative Commons License

RESULTS

Expert responses

We obtained 105,245 individual species–threat timing, scope, and severity scores (Appendix S4), which led to the calculation of vulnerability scores for 5759 species–threat combinations out of the possible 5888 (covering each of the 23 threats for 256 species considered) based on 1694 evaluations provided by 307 marine megafauna experts (coauthors on this article) with affiliations from 51 countries and territories spanning all continents except Antarctica (Appendices S5 & S6). Most evaluations were provided from academics (88.3%) based in Europe (30.7%), North America (26.7%), and Oceania (17.9%) (Appendices S5 & S6), and most (72%) had at least 10 years of working experience with the taxonomic group for which they provided expertise.

At least one set of scores (for all threats to a species) was provided for each of the 256 species, and at least 3 were provided for 190 species (Appendices S7 & S8). Overall, scores for elasmobranchs were completed by the largest number of experts (86), followed by pelagic cetaceans (78) and turtles (49) (Appendix S6). On average, turtles had the most per-species scores (∼25, range 12–36), followed by elasmobranchs (∼16, 6–28) and the polar bear (8) (Appendix S4). Less than 1% of all 5759 species–threat combinations were rated as only being relevant at local or regional scales (rather than global) (Appendix S4).

Expert certainty

Expert certainty tended to be the highest for fishing threats. Drifting longlines, artisanal fisheries, fixed gear, and trawlers had among the highest average certainties across all 3 variables (timing, scope, and severity) (Figure 3b; Appendix S9). In contrast, climate change threats, including ocean acidification, oxygen minimum zones, and UV radiation, had the lowest average certainties (0.43–0.48). Experts in bony fishes, flying birds, and elasmobranchs had the highest certainty for drifting longlines (average = 0.89, 0.79, and 0.77, respectively). Experts in polar bear, penguins, and pinnipeds had the highest certainty for temperature extremes (0.86, 0.80, and 0.69, respectively). Finally, turtle experts had the highest certainty for light pollution (0.79), sirenian experts for artisanal fisheries (0.73), and pelagic cetacean experts for noise pollution (0.62) (Figure 3b).

Threats to marine megafauna

Across all species–threat combinations for which we received at least one score for all variables (all responses, $n = 5759$ scores for 256 species), we identified 2953 species–threat combinations with at least low vulnerability ($v > 0.222$). Most included species were rated as having at least some vulnerability to temperature extremes (72.7%), followed by plastics and other solid waste (71.9%), maritime pollution (68.4%), and fixed gear (59.1%) (Appendix S1). Most species (∼75%) were identified as having vulnerability to at least one threat in each of the 4 threat categories, and 108 species (42.2%) had some vulnerability to at least one threat not included in our list of threats, including diseases and invasive species, offshore windfarms, recreational fishing, extreme weather events, loss of sea ice, predation and resource competition, and harmful algal blooms (Appendix S1). The $R \geq 3$ dataset ($n = 4011$ scores across 190 species) showed that 2223 species–threat combinations indicated species vulnerability (Appendix S7). The largest proportion of species in these datasets was rated as having at least some vulnerability to temperature extremes (91.6%), plastics and other solid waste (91.1%), maritime pollution (78.9%), and drifting longlines (73.2%). Because both datasets yielded similar results (Appendix S10), we focused the remainder of our Results on the most restricted dataset ($R \geq 3$ with 190 species), which included all species of elasmobranchs, sirenians, and turtles considered, polar bears, 51 flying bids, 34 pelagic cetaceans, 23 pinnipeds, 17 bony fishes, and 15 penguins (Appendix S7).

Species and taxa threat timing, scope, and severity scores

Among the 4011 species–threat combinations rated in the $R \geq 3$ dataset, experts rated timing as ongoing for 2004 (∼half) and future for 255 combinations (Figure 4b). The largest number of species considered were rated as having ongoing threat vulnerability for plastics and other solid waste, temperature extremes, maritime pollution, drifting longlines, and fixed gear (principally set longlines and gillnets). In contrast, climate change threats, excluding temperature extremes, were among the threats rated as posing ongoing vulnerability to the fewest number of species but had the largest numbers of species with future vulnerability (Figure 4b). For threat scope and severity scores, temperature extremes received the highest scores averaged across all species, overlapping with plastics and other solid waste and maritime pollution for threat scope (i.e., affecting the largest portions of species populations) and drifting longlines and fixed gear for threat severity (i.e., causing the largest population declines) (Figure 4c). On average, experts rated species as having the highest vulnerability to temperature extremes (average = 0.683) and plastics and other solid waste (0.606) (Figure 4a). Although not among the highest scores overall, direct human intrusions (0.426) had the highest average vulnerability scores in the coastal impacts category and drifting longlines (0.515) had the highest average vulnerability scores in the fishing category. Species listed as critically endangered and least concern tended to have the highest and lowest maximum vulnerability scores, respectively, but there was no clear relationship between extinction risk and maximum vulnerability among endangered, vulnerable, and near-threatened species (Figure 5c).

At the taxon level, experts rated temperature extremes as having the highest average threat vulnerability, scope, and severity for polar taxa (i.e., penguins, polar bear, and pinnipeds) (Figure 3a). For turtles, the highest vulnerability scores were for temperature extremes, sea level rise, artisanal fisheries, drift-

15231739, 0, Downloaded from https://conbio.onlinelibrary.wiley.com/doi/10.1111/cobi.70147 by Schweizerische Vogelwarte, Wiley Online Library on [20/11/2025]. See the Terms and Conditions (https://onlinelibrary.wiley.com/terms-and-conditions) on Wiley Online Library for rules of use; OA articles are governed by the applicable Creative Commons License

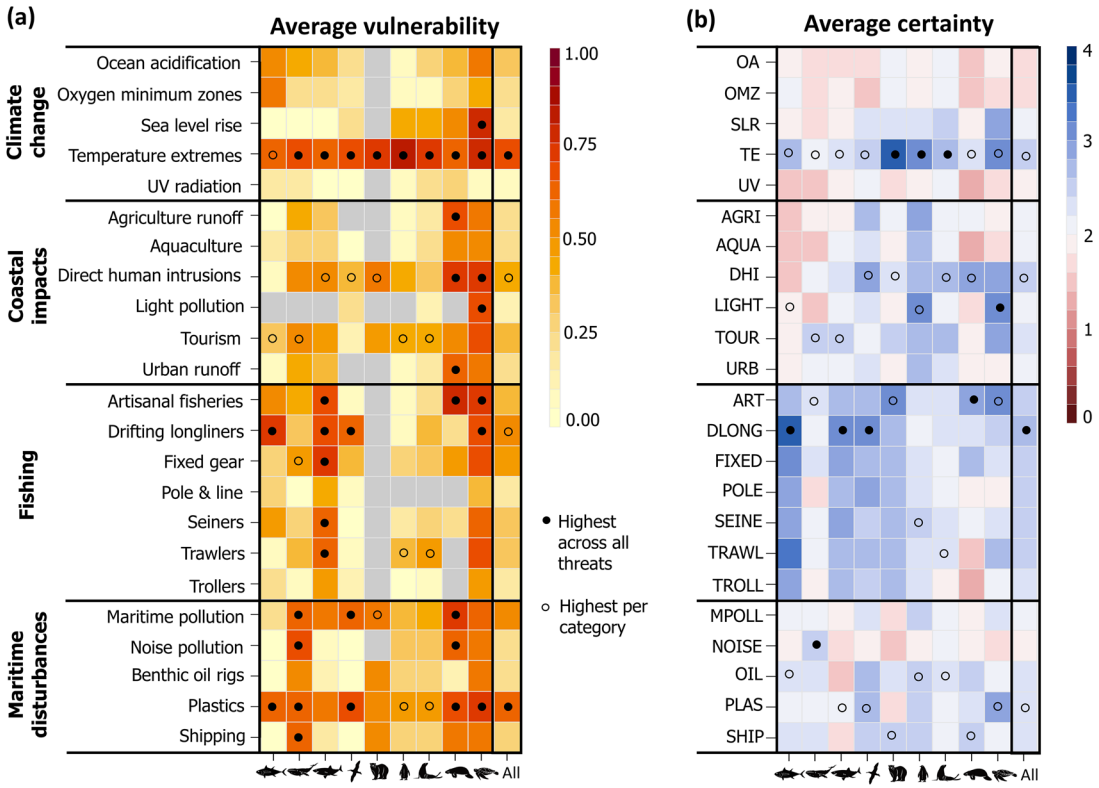

FIGURE 3 (a) Average vulnerability scores per taxa for each threat considered in each category and (b) average certainty of expert timing, scope, and severity scores across all species per taxa for each threat (solid circles, threat with the highest overall average vulnerability or certainty; open circles, highest value per category for categories where no threat is among the highest overall; multiple solid circles for average vulnerability, more than one threat had vulnerability scores with overlapping confidence intervals with the threat that had the highest average vulnerability; gray squares, no species were rated as having vulnerability to that threat in that taxa; silhouettes [left to right], bony fishes, cetaceans, elasmobranchs, flying birds, polar bear, penguins, pinnipeds, sirenians, turtles; all, all species considered).

ing longlines, plastics and other solid waste, direct human intrusions, and light pollution. For flying birds, temperature extremes, maritime pollution, plastics and other solid waste, and drifting longlines resulted in the highest vulnerabilities; the latter was especially pronounced for procellariform species (albatrosses, petrels, and shearwaters) (Appendix S11). Plastics and other solid waste was not among the threats causing the highest severity. Sirenians had the highest average vulnerability to artisanal fisheries and direct human intrusions and also had vulnerability to temperature extremes, agriculture and urban runoff (although only among the highest threat severity scores), plastics and other solid waste, and maritime and noise pollution (although only among the highest threat scope scores). For elasmobranchs, the highest vulnerabilities were to fixed gear, drifting longlines, artisanal fisheries, temperature extremes, seiners, and trawlers, although for the 4 mobulids in this taxon, drifting longlines were not among the highest threats (see Appendix S11). For pelagic cetaceans, the highest vulnerabilities were to noise pollution, shipping, temperature extremes, plastics and other solid waste, and maritime pollution. However, plastics and other solid waste and maritime pollution were only among the highest threat scope scores for cetaceans (i.e., not among the highest severity scores), and maritime pollution vulnerability scores were not among the highest vulnerability scores for the 12 baleen whales considered (Appendix S11). Despite not being among the highest threats to the pelagic cetaceans assessed, fixed gear (a well-known threat to cetaceans [e.g., Temple et al., 2024]) obtained the highest vulnerability scores in the fishing category for this taxon. Finally, the highest threat vulnerability scores for bony fishes were associated with drifting longlines and plastics and other solid waste, and the highest threat severity scores were obtained for oxygen minimum zones, seiners, and temperature extremes (Figure 6).

Species maximum vulnerability scores and categories

We used the maximum threat vulnerability scores per species, which were, on average, 0.757 out of 1 (Appendix S7), to determine species' vulnerability categories. The largest number of these maximum threat vulnerability scores (across species from all vulnerability categories) were obtained for temperature extremes (74), largely due to scope (but also severity for some species, e.g., polar species), followed by drifting longlines (66), plastics and other solid waste (13), and fixed gear and noise pollution (8 each) (Appendix S7).

Almost 40% of species ($n = 70$, 95% CI 28–109) had high vulnerability to at least one threat ($v > 0.778$) (Figure 5b; Appen-

15231739, 0, Downloaded from https://conbio.onlinelibrary.wiley.com/doi/10.1111/cobi.70147 by Schweizerische Vogelwarte, Wiley Online Library on [20/11/2025]. See the Terms and Conditions (https://onlinelibrary.wiley.com/terms-and-conditions) on Wiley Online Library for rules of use; OA articles are governed by the applicable Creative Commons License

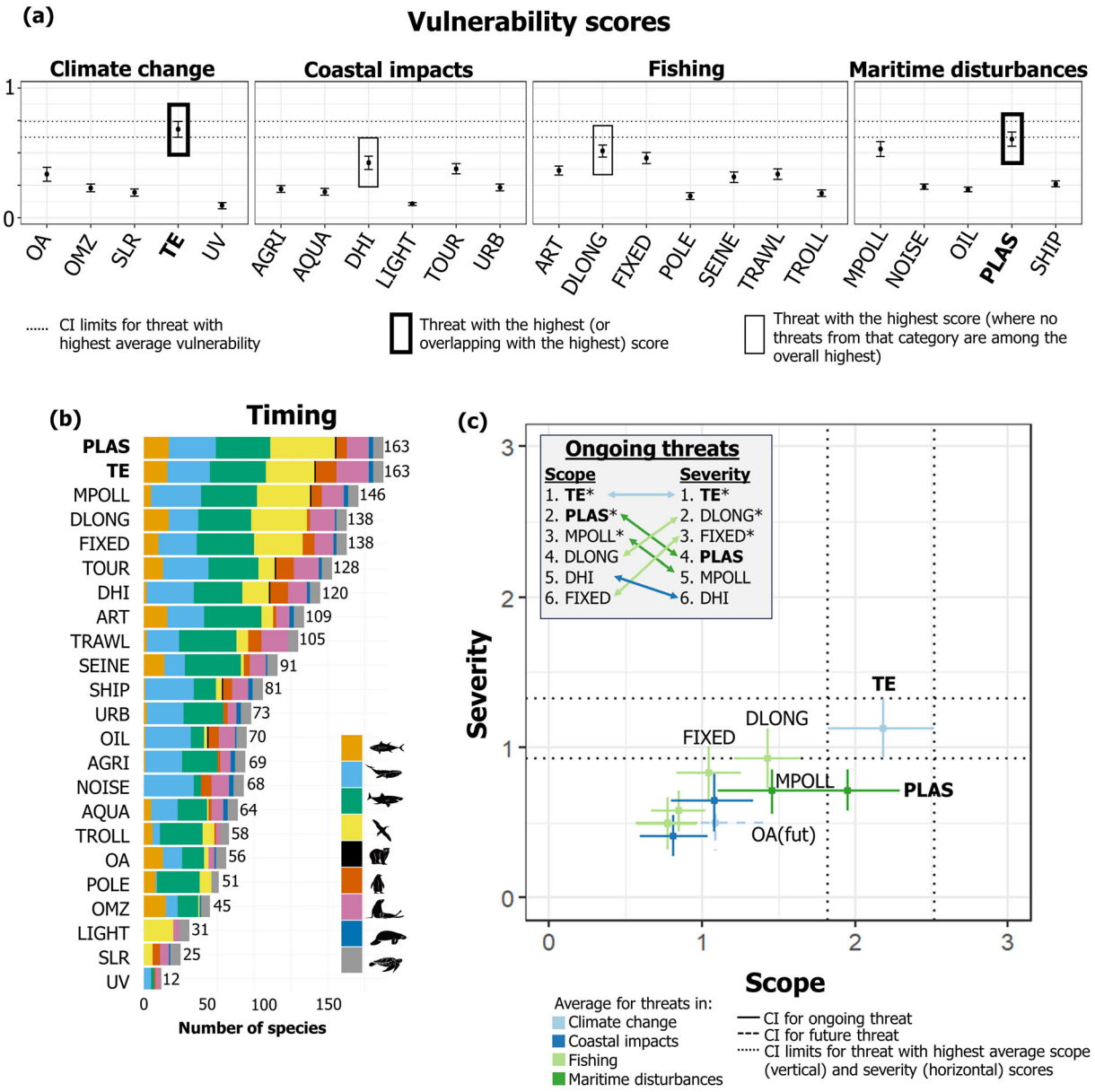

FIGURE 4 (a) Average vulnerability scores across all species (circles) (bars, confidence intervals), (b) per threat the number of species with current vulnerability to a threat (i.e., rated as having ongoing timing by experts), and (c) for threats rated as ongoing or future for the majority of species, average scope (proportion of population affected) and severity (level of population decline) scores (*, highest average scope or severity scores; fut, threat rated as a future threat for the largest number of species; bold, threats with the highest average vulnerability across all species; OA, ocean acidification; OMZ, oxygen minimum zones; UV, ultraviolet radiation; SLR, sea level rise; TE, temperature extremes; AGRI, agricultural runoff; URB, urban runoff; AQUA, aquaculture; TOUR, tourism; DHI, direct human intrusions; LIGHT, light pollution; DLONG, drifting longlines; SEINE, seiners; TRAWL, trawlers; FIXED, fixed gear; TROLL, trollers; POLE, pole and line; ART, artisanal fisheries; SHIP, shipping; OIL, benthic oil rigs; NOIS, noise pollution; PLAS, plastics and other solid waste; MPOLL, maritime pollution).

dices S7 & S8), including 28 flying birds, 22 elasmobranchs, 11 penguins, 6 turtles (all except hawksbill [*Eretmochelys imbricata*], African manatees [*Trichechus senegalensis*], South American fur seals [*Arctocephalus australis*], and sei whales [*Balaenoptera borealis*]) (Figure 5a), of which, 46 were threatened species (Figure 5b). High threat vulnerability scores were obtained for drifting longlines (45 species of elasmobranchs and flying birds), temperature extremes (25) (polar species and turtles), fixed gear (18 elasmobranchs), artisanal fisheries (smalltooth sawfish [*Pristis pectinata*] and African manatees), sea level rise (green [*Chelonia mydas*] and leatherback [*Dermochelys coriacea*] turtles), seiners (African penguins [*Spheniscus demersus*]), trawlers (angelsharks [*Squatina squatina*]), and trollers (smalltooth sand tiger sharks [*Odontaspis ferox*]) (Figure 5a).

The majority of the 190 species (117 species [95% CI 90–149]) (Figure 5b; Appendices S7 & S8) received a maximum of medium threat vulnerability (i.e., $0.556 < v \leq 0.778$) to at least one threat. Pygmy sperm whales (*Kogia breviceps*) received a maximum of low threat vulnerability ($0.222 < v \leq 0.556$) to at least one threat (95% CI 3–12), and 2 petrel species received negli-

15231739, 0, Downloaded from https://conbio.onlinelibrary.wiley.com/doi/10.1111/cobi.70147 by Schweizerische Vogelwarte, Wiley Online Library on [20/11/2025]. See the Terms and Conditions (https://onlinelibrary.wiley.com/terms-and-conditions) on Wiley Online Library for rules of use; OA articles are governed by the applicable Creative Commons License

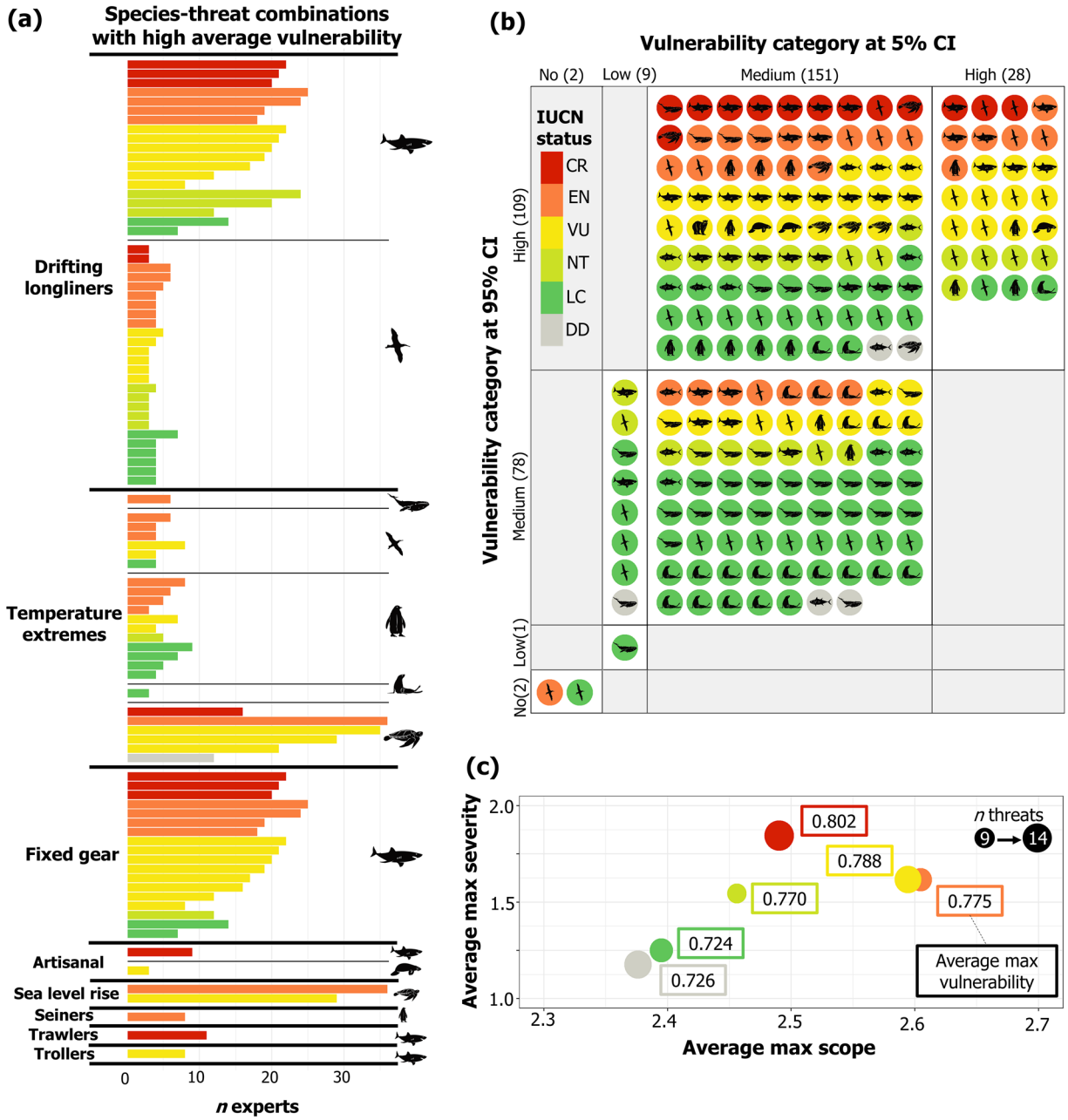

FIGURE 5 (a) Seventy species rated as having high vulnerability to a threat based on average vulnerability scores, threats to which they have high vulnerability, and number of expert opinions received per species, (b) matrix of species ranked as high, medium, or low vulnerability to at least 1 of the 23 threats considered for the vulnerability scores obtained at the 5% and 95% confidence interval (CI) levels (IUCN, International Union for Conservation of Nature; CR, critically endangered; EN, endangered, VU, vulnerable; NT, near threatened; LC, least concern; DD, data deficient [iucnredlist.org; April 2023]), and (c) average maximum threat scope versus average maximum threat severity scores (rectangles, average maximum vulnerability scores; circle size, average number [*n*] of ongoing threats per species per extinction risk category). The IUCN Red List extinction statuses are depicted based on the most recent IUCN species assessments (iucnredlist.org [accessed April 2023]). Silhouettes represent bony fishes, cetaceans, elasmobranchs, flying birds, polar bear, penguins, pinnipeds, sirenians, and turtles.

gible threat vulnerability to all threats considered, including the endangered Henderson petrel (*Pterodroma atrata*) and the least concern Murphy's petrel (*Pterodroma ultima*) (Appendices S7 & S8). However, these 2 petrels received only enough scores for 8 threats (i.e., all other threats were excluded from final analyses) (Appendix S4). The vulnerability categories assigned were higher for 77 species and lower for 4 species than categories based on IUCN Red List assessments (Appendix S12).

DISCUSSION

Our comprehensive species threat vulnerability assessment, based on expert opinion, provides insight into the global risk posed by anthropogenic threats to predominantly pelagic and highly mobile marine megafauna, highlighting the need to prioritize conservation of specific species–threat combinations. Our results showed that species vulnerabilities to a single threat

15231739, 0, Downloaded from https://conbio.onlinelibrary.wiley.com/doi/10.1111/cobi.70147 by Schweizerische Vogelwarte, Wiley Online Library on [20/11/2025]. See the Terms and Conditions (https://onlinelibrary.wiley.com/terms-and-conditions) on Wiley Online Library for rules of use; OA articles are governed by the applicable Creative Commons License

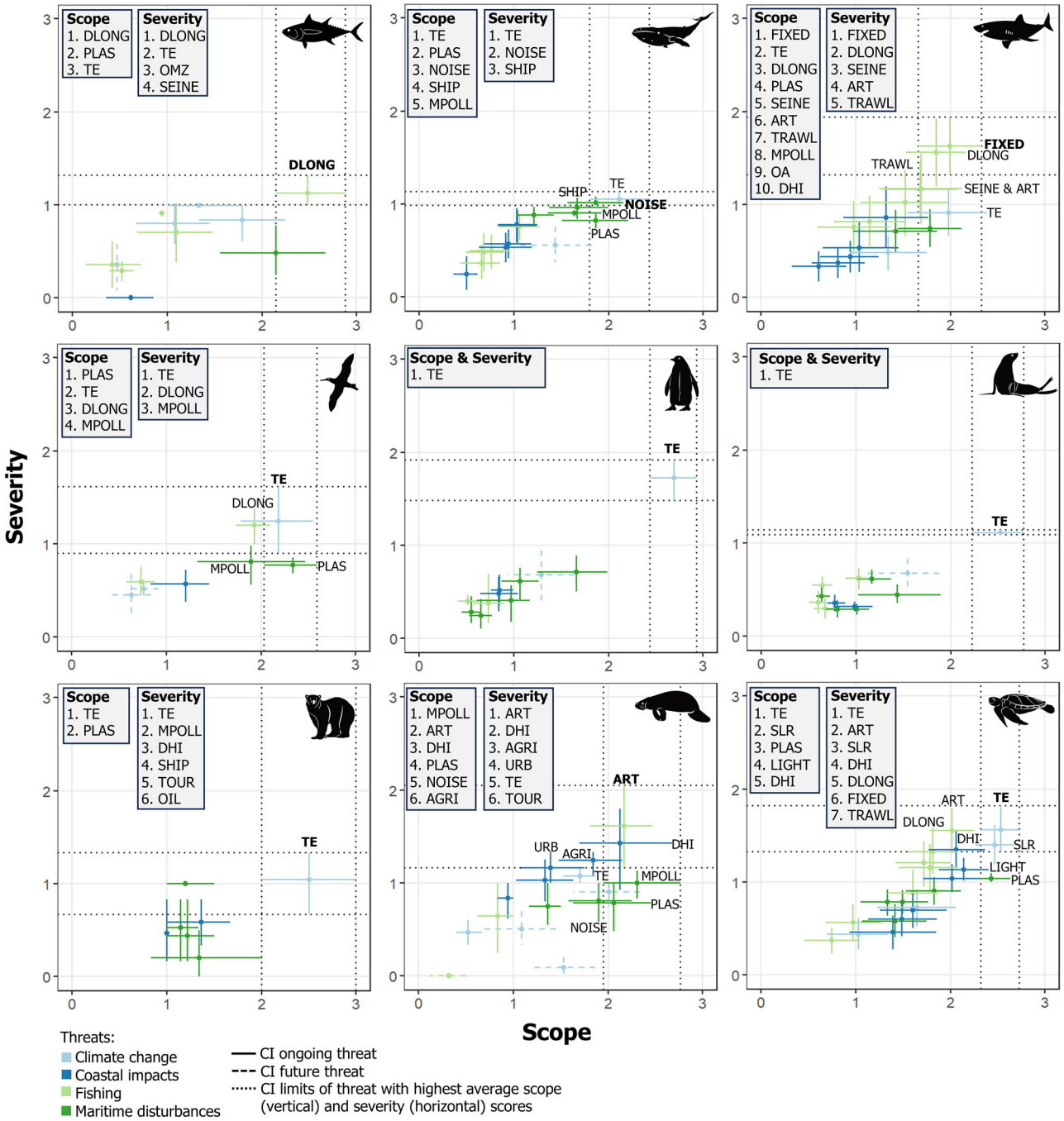

FIGURE 6 Average threat scope and severity scores for threats rated as ongoing or future for the majority of species in each taxonomic group (bony fishes, cetaceans, elasmobranchs, flying birds, polar bear, penguins, pinnipeds, sirenians, and turtles) (bold type, threats with the highest average vulnerability across all species; OA, ocean acidification; OMZ, oxygen minimum zones; SLF, sea level rise; TE, temperature extremes; AGRI, agriculture runoff; URB, urban runoff; TOUR, tourism; DHI, direct human intrusions; LIGHT, light pollution; DLONG drifting longlines; SEINE, seiners; TRAWL, trawlers; FIXED, fixed gear; ART, artisanal fisheries; SHIP, shipping; OIL, benthic oil rigs; NOIS, noise pollution; PLAS, plastics and other solid waste; MPOLL, maritime pollution; dotted lines, range of confidence interval for threat with highest severity and scope for each taxon).

are, on average, 75% of the maximum possible (where the threat is causing very rapid declines to whole populations) and that almost 60% of species have high vulnerability to at least 1 of the 23 threats we considered. Importantly, we provided an assessment of threat scope and severity that showed that high exposure to threats through large threat scope did not necessarily result in population declines (e.g., temperature extremes leading to changes in species distribution), unless there was also high severity of impacts (e.g., fishing leading to direct mortality). Because species across 6 taxonomic groups (and particularly turtles and sirenians) received top vulnerability scores for threats across categories, our results stress the need to address and mitigate multiple anthropogenic threats simultaneously.

15231739, 0, Downloaded from https://conbio.onlinelibrary.wiley.com/doi/10.1111/cobi.70147 by Schweizerische Vogelwarte, Wiley Online Library on [20/11/2025]. See the Terms and Conditions (https://onlinelibrary.wiley.com/terms-and-conditions) on Wiley Online Library for rules of use; OA articles are governed by the applicable Creative Commons License

Across all taxonomic groups, particularly for polar taxa (pinnipeds, penguins, and polar bear), the highest average vulnerability scores were for temperature extremes. This finding aligns with previous research focused on climate change impacts on marine megafauna (e.g., Grose et al., 2020; Orgeret et al., 2022; Patrício et al., 2021), including the close association between temperature fluctuations and sea ice loss (Olonscheck et al., 2019), which adversely affect the population dynamics of several ice-adapted species from polar regions (Bestley et al., 2020; Laidre et al., 2018). For bony fishes, elasmobranchs, flying birds, and turtles, at least one fishing threat received among the highest vulnerability scores, which is consistent with previous assessments showing that overfishing is the greatest threat to these species (Dias et al., 2019; Dulvy et al., 2021; Senko et al., 2022). As expected, drifting longlines and fixed gear had top severity scores (along with temperature extremes) across all species, underscoring the resulting population declines and urgency in addressing these threats. For sirenians and the pelagic cetaceans included in this study, maritime disturbances (except benthic oil rigs) were of particular concern (in addition to temperature extremes). However, fisheries can lead to more immediate impacts and are expected to be a major threat to marine mammals (Avila et al., 2018), particularly smaller species (Read et al., 2006). Indeed, artisanal fisheries were associated with one of the highest vulnerability scores for sirenians, and although no fishing threats received the highest score for pelagic cetaceans, fixed gear (considered the greatest threat to most cetaceans [Braulik et al., 2023]) had the highest vulnerability score within fishing threats for this taxon. The relatively low estimate we obtained for pelagic cetacean vulnerability to fixed gear is likely due to our focus on highly mobile and wide-ranging species, meaning that most small-bodied threatened cetaceans with relatively small coastal ranges (which are most vulnerable to fixed gear [Temple et al., 2024]) were not included in our analyses.

In the category coastal impacts, direct human intrusion vulnerability scores, on average, were among the highest across all species and were associated with the highest scores for sirenians and turtles. This is in accordance with previous results showing that, for sirenians, in-water construction increases the chance of vessel collisions, entanglement, ingestion of debris, disruptions to migratory pathways, exposure to pollutants, and reductions in food availability (Hieb et al., 2021). For turtles, coastal development is of particular concern because rising sea level pushes nesting beaches closer to urban population centers (Biddiscombe et al., 2020), and for herbivorous species, it may reduce foraging opportunities through reduced plant diversity and abundance (Bastos et al., 2022). At a lower taxonomic level, Mobulidae also had the highest threat vulnerability scores for direct human intrusions and tourism, plastics and solid waste, 2 climate change threats, and 4 fishing threats (the latter is the most significant cause of global ray population declines [Dulvy et al., 2021]). Indeed, mobulids are also well known to inhabit coastal waters (Armstrong et al., 2020) and are affected by tourism activities at aggregation or cleaning station sites (O'Malley et al., 2013). Although we did not assess most coastal and nonmigratory elasmobranchs (representing ~97% of elasmobranchs), the large number of threats across categories faced by species using coastal habitats underscores the wide range of threats likely to affect all elasmobranchs.

As expected, the majority of species that received high vulnerability scores for at least one threat are listed as vulnerable, endangered, or critically endangered on the IUCN Red List. Our work filled crucial gaps by identifying and quantifying vulnerabilities for 5 marine megafauna currently categorized as data deficient, including the flatback turtle (*Natator depressus*), which had high vulnerability to temperature extremes. Although this species has not been assessed by the IUCN since 1996, recent studies show they are affected by several threats, including marine plastics (Duncan et al., 2021), light pollution (Wilson et al., 2018), and temperature extremes (van Lohuizen et al., 2016). Multiple least concern species with increasing population trends also were assigned high vulnerability to temperature extremes or drifting longlines, specifically. These included great (*Ardenna gravis*) and little (*Puffinus assimilis*) shearwaters, king penguins (*Aptenodytes patagonicus*), and the South American fur seals, for which limited empirical data exist showing any relationship between these species and vulnerability to climate change (e.g., Bost et al., 2015). However, for the latter species, the knowledge that El Niño events affect South American fur seal populations in the Pacific Ocean (Edwards et al., 2021) may have been reflected in expert scoring. In contrast, the endangered Henderson petrel was one of 3 species that scored only low vulnerability to threats. This finding is likely due to the major threat to them being invasive rats at nesting sites (Oppel et al., 2017), a threat that was not included in our assessment given its terrestrial nature. Because terrestrial invasive species are thought to be the greatest threat to seabirds (Dias et al., 2019), the vulnerability scores for these taxa should be used with caution and are likely to underestimate total threat vulnerability. Further, underestimations of vulnerability level are likely for seabirds and pinnipeds given the emerging risk of highly pathogenic avian influenza A (HPAI) H5N1 viruses, which have recently caused widespread mortality to birds globally (e.g., Giralt Paradell et al., 2023).

A small proportion of our threat vulnerability scores, obtained based on the threat timing, scope, and severity variables, differed from expectations or from previous results based only on species traits and environmental tolerances. For example, the sei whale was the only pelagic cetacean included in our study that had high vulnerability to any threat (temperature extremes), whereas the only critically endangered cetacean in this study (North Atlantic right whale [*Eubalaena glacialis*]) had only medium vulnerability across all threats. This result was surprising because sei whale populations are considered to be increasing and their endangered status is largely the result of historical commercial whaling (Cooke, 2018). However, there is some evidence linking El Niño conditions to mass sei whale mortality (Häussermann et al., 2017), which may have resulted in regional biases among experts providing input.

In contrast, the North Atlantic right whale is highly threatened by entanglement in fishing gear (Knowlton et al., 2022), vessel strikes (Sharp et al., 2019), and climate change (Meyer-Gutbrod et al., 2021), which have resulted in a declining

15231739, 0, Downloaded from https://conbio.onlinelibrary.wiley.com/doi/10.1111/cobi.70147 by Schweizerische Vogelwarte, Wiley Online Library on [20/11/2025]. See the Terms and Conditions (https://onlinelibrary.wiley.com/terms-and-conditions) on Wiley Online Library for rules of use; OA articles are governed by the applicable Creative Commons License

population trend (Runge et al., 2023) and a current population estimate of fewer than 400 individuals (Pettis et al., 2021). The severity of this population decline was, however, not captured by our scores because the species did not receive above medium vulnerability for any fishing threat. This might have happened because experts were not required to rate more than one species, meaning that a sense of comparison of vulnerabilities might not be reflected in all scores provided. In future work, including an explicit comparison of scores could reduce the potential for inconsistent results.

Our result showing higher vulnerability of turtles to temperature extremes than elasmobranchs and bony fishes contrasts with the results obtained by Boyce et al. (2022). This difference may have resulted from the inclusion of large numbers of nonmigratory fishes with restricted range sizes in Boyce et al.'s (2022) index, which could have inflated the contribution of the variables they used (e.g., thermal habitat variability and thermal safety margins). Our results align with known impacts from high temperatures on turtle hatchlings, leading to female-biased populations (Bentley et al., 2020) and potentially leading to turtle population declines through reduced hatching success (Saba et al., 2012). Although impacts from climate change on elasmobranchs and bony fishes are still not fully understood, most published results point to changes in distribution and habitat use, including poleward shifts (e.g., Sequeira et al., 2014) and changes associated with deoxygenation (Vedor et al., 2021). Regardless, the diverse range of threats affecting fishes underscores the importance of comanaging multiple threats to better support the sustainable exploitation of fisheries resources. Further, these inconsistencies likely resulted from our vulnerability framework being based on scores for expected timing, scope, and severity of impacts of threats to populations (which implicitly includes knowledge of species' environmental tolerances and current level of exposure to threats) rather than solely on species-specific traits or species' known extinction risk status.

Ours was a broad analysis of at-sea threats to highly mobile and wide-ranging marine megafauna globally based on scores provided by experts. Although we tried to address inherent biases from the expert scoring processes, particularly those due to the level of expert certainty and number of expert contributions per species–threat combination, it is possible that some other biases remained. For example, the threat vulnerability of species that are difficult to track or that interact with threats in remote regions may have been underestimated. When using our vulnerability scores, we suggest the certainty scores for species–threat combinations (Appendix S9) be consulted. We also recognize that globally mapped threats may not align with local threats, and we encourage the development of region-specific studies, particularly in regions from which we received fewer contributions (e.g., Africa and Asia). Where possible, we recommend cross-referencing our results with empirical data, such as documented vessel strikes and injuries or deaths resulting from threats. The IUCN's method of summing ordinal variables has drawbacks, which might be why the calculation of impact scores has been paused (see https://www.iucnredlist.org/resources/threat-classification-scheme [accessed December 2023]). An alternative to the IUCN's variables has yet to be proposed, but we recommend future researchers using these variables adapt the IUCN's impact scoring system to ensure compatibility with available data.

Because we aimed to specifically assess at-sea threats that can be spatially mapped, we restricted our selection to threats with available spatial datasets and did not consider threats with limited spatial data (e.g., driftnets) or some land-based threats (e.g., invasive species). Despite our recognition that it is important to understand the separate effects of targeted versus unintentional fisheries, because these threats are mapped using the same spatial datasets, we were unable to separate them. The delineation between artisanal and industrial fisheries is also blurred in some regions (Belhabib et al., 2018), meaning that our grouping of artisanal fisheries into one threat rather than by gear type may have resulted in an underestimate of species' vulnerabilities in those regions. Further studies should aim to evaluate these threats as spatial datasets for them become available. Nevertheless, our expansion of industrial fishing threats into 6 gear types provides the most comprehensive analyses of marine megafauna vulnerability to fishing globally. Together with our expansion of individual threats for climate change, our vulnerability scores will facilitate spatial risk assessments and the planning of mitigation measures to promote species recovery. Our results and transparent methods that build on existing IUCN Red List scores will allow evaluation of risk from at-sea threats to marine megafauna over various spatial and temporal scales and help identify key species and threats on which to focus and prioritize conservation actions in response to global initiatives to protect biodiversity under the Kunming–Montreal Global Biodiversity Framework.

AUTHOR CONTRIBUTIONS

Ana M. M. Sequeira and Michelle VanCompernolle conceptualized the study, acquired funding, conducted formal analyses, and wrote the original draft. Michelle VanCompernolle, Ana M. M. Sequeira, Víctor M. Eguíluz, and Jorge P. Rodríguez developed the methodology. Michelle VanCompernolle, Juliet Morris, Hannah J. Calich, Sarah A. Marley, and Jessica R. Pearce curated the data. Michelle VanCompernolle, Juliet Morris, Hannah J. Calich, and Jessica R. Pearce created the visualizations. All coauthors contributed data, assisted with validation of data, and reviewed, edited, and approved the manuscript.

AFFILIATIONS

[1]School of Engineering & Oceans Institute, The University of Western Australia, Crawley, WA, Australia

[2]Biodiversity and Conservation Science, Department of Biodiversity, Conservation and Attractions, Kensington, WA, Australia

[3]School of Biological Sciences, The University of Western Australia, Crawley, WA, Australia

[4]Division of Ecology & Evolution, Research School of Biology, The Australian National University, Canberra, ACT, Australia

[5]Oceans Institute, The University of Western Australia, Crawley, WA, Australia

[6]Instituto Mediterráneo de Estudios Avanzados IMEDEA (CSIC-UIB), Esporles, Spain

[7]Instituto de Física Interdisciplinar y Sistemas Complejos IFISC (CSIC-UIB), Palma de Mallorca, Spain

15231739, 0, Downloaded from https://conbio.onlinelibrary.wiley.com/doi/10.1111/cobi.70147 by Schweizerische Vogelwarte, Wiley Online Library on [20/11/2025]. See the Terms and Conditions (https://onlinelibrary.wiley.com/terms-and-conditions) on Wiley Online Library for rules of use; OA articles are governed by the applicable Creative Commons License

[8]Scotland's Rural College (SRUC), Aberdeen, UK

[9]Department of Biology, Center for Ecosystem Sentinels, University of Washington, Seattle, Washington, USA

[10]Marine Data Technology Hub, College of Science and Engineering, James Cook University, Townsville, QLD, Australia

[11]Biopixel Oceans Foundation, Cairns, QLD, Australia

[12]Department of Life Sciences, Centre for Functional Ecology - Science for People & the Planet (CFE), Associate Laboratory TERRA, University of Coimbra, Coimbra, Portugal

[13]Department of Evolutionary Biology, Ecology and Environmental Sciences, University of Barcelona, Barcelona, Spain

[14]Marine and Fisheries Sciences, School of Biological Sciences, University of Ghana, Accra, Ghana

[15]Research Organization for Nano & Life Innovation, Waseda University, Tokyo, Japan

[16]Department of Biology, Lund University, Lund, Sweden

[17]Animal and Environmental Biology, Rivers State University, Port Harcourt, Nigeria

[18]Sustainable Actions for Nature, Bodo City, Nigeria

[19]Grupo de Investigaciones 'Soluciones para la Biodiversidad', Carrera de Biologia Marina, Universidad Cientifica del Sur, Lima, Peru

[20]ProDelphinus, Lima, Peru

[21]Manta Marine, Malé, Republic of Maldives

[22]Norwegian Institute for Nature Research, Trondheim, Norway

[23]Association of Responsible Krill harvesting companies, ARK, Toronto, Ontario, Canada

[24]Marine Research and Conservation Foundation, Lydeard St Lawrence, Somerset, UK

[25]Environmental Science Program, Department of Biological and Environmental Sciences, College of Arts and Sciences, Qatar University, Doha, Qatar

[26]Biology Department, Woods Hole Oceanographic Institution, Woods Hole, Massachusetts, USA

[27]AZTI, Basque Research and Technology Alliance (BRTA), Pasaia, Spain

[28]Institute for the Oceans and Fisheries, University of British Columbia, Vancouver, British Columbia, Canada

[29]Department of Statistics, University of British Columbia, Vancouver, British Columbia, Canada

[30]Grupo de Ecología Animal, Universidad del Valle, Cali, Colombia

[31]Institute for Terrestrial and Aquatic Wildlife Research (ITAW), Stiftung Tierärztliche Hochschule Hannover, Büsum, Germany

[32]Aquatic Sciences, South Australian Research and Development Institute (SARDI), Adelaide, SA, Australia

[33]Zoological Society of London (ZSL), London, UK

[34]Marine Mammal Institute, Department of Fisheries, Wildlife, and Conservation Sciences, Oregon State University, Newport, Oregon, USA

[35]Laboratory of General Ecology, Centro de Modelado Cientifico (CMC), Department of Biology, Faculty of Experimental Sciences, University of Zulia, Maracaibo, Zulia, Venezuela

[36]TropWATER, James Cook University, Townsville, QLD, Australia

[37]KAUST Beacon Development, KAUST National Transformation Institute, King Abdullah University of Science and Technology, Thuwal, Makkah, Saudi Arabia

[38]South Atlantic Environmental Research Institute (SAERI), Stanley, Falkland Islands

[39]Dolphin Biology and Conservation, Cordenons, Italy

[40]Marine Mammal Research Program, Hawaii Institute of Marine Biology, University of Hawaii at Manoa, Kaneohe, USA

[41]Research Institute for Integrated Management of Coastal Areas (IGIC), Universitat Politècnica de València, Gandia, Valencia, Spain

[42]Southwest Fisheries Science Center, National Marine Fisheries Service, National Oceanic and Atmospheric Administration (NOAA), California, USA

[43]Moss Landing Marine Laboratories, San Jose State University, Moss Landing, California, USA

[44]Marine Science Program, Division of Biological and Environmental Science and Engineering, King Abdullah University of Science and Technology, Thuwal, Makkah, Saudi Arabia

[45]Institute for Marine and Antarctic Studies, University of Tasmania, Hobart, TAS, Australia

[46]Australian Antarctic Program Partnership, University of Tasmania, Hobart, TAS, Australia

[47]Departamento de Oceanografia e Ecologia, Universidade Federal do Espirito Santo (UFES), Vitória, Espírito Santo, Brazil

[48]Departamento de Pesca e Aquicultura (Depaq), Universidade Federal Rural de Pernambuco (UFRPE), Recife, Pernambuco, Brazil

[49]Observatoire Marin de La Réunion (OMAR), Sainte Suzanne, La Réunion Island, France

[50]Sea Mammal Research Unit, Scottish Oceans Institute, University of St Andrews, Fife, UK

[51]Environmental Science Division, Southwest Fisheries Science Center, National Oceanic and Atmospheric Administration (NOAA), Monterey, California, USA

[52]Department of Ocean Sciences, University of California Santa Cruz, Santa Cruz, California, USA

[53]Fishing Technology and Safety Department, Nigerian Institute for Oceanography and Marine Research, Lagos, Nigeria

[54]Department of Biological Sciences, Institute of Environment, Florida International University, North Miami, Florida, USA

[55]Institute of Biodiversity Research (IRBio) and Department of Evolutionary Biology, Ecology and Environmental Sciences, University of Barcelona, Barcelona, Spain

[56]Biomathematics and Statistics Scotland, Aberdeen, UK

[57]Marine Mammal Laboratory, Alaska Fisheries Science Center, National Marine Fisheries Service (NOAA), Seattle, Washington, USA

[58]Institute of Marine Science, University of California Santa Cruz, Santa Cruz, California, USA

[59]Environment, Commonwealth Scientific and Industrial Research Organisation (CSIRO), Brisbane, QLD, Australia

[60]Waterbirds and Sea Turtles Lab., Institute of Biological Sciences, Universidade Federal do Rio Grande - FURG, Rio Grande, RS, Brazil

[61]CHALLWA, Laboratorio de Biología Pesquera, Instituto de Ciencias Naturales Alexander von Humboldt, Facultad de Ciencias del Mar y Recursos Biológicos, Universidad de Antofagasta, Antofagasta, Chile

[62]Faculty of Life and Environmental Sciences, University of Iceland, Reykjavik, Iceland

[63]Centro para la Sostenibilidad Ambiental, Universidad Peruana Cayetano Heredia, Lima, Peru

[64]Departamento Académico de Ciencias Biológicas y Fisiológicas, Facultad de Ciencias e Ingeniería, Universidad Peruana Cayetano Heredia, Lima, Peru

[65]Dauphin Island Sea Lab, Dauphin Island, Alabama, USA

[66]Stokes School of Marine and Environmental Sciences, University of South Alabama, Mobile, Alabama, USA

[67]People and Nature, Environmental Defense Fund, Seattle, Washington, USA

[68]Department of Life Sciences, Marine and Environmental Sciences Centre (MARE) / Aquatic Research Network (ARNET), University of Coimbra, Coimbra, Portugal

[69]African Cetacean Program, African Aquatic Conservation Fund, Chilmark, Massachusetts, USA

[70]Australian Institute of Marine Science, Crawley, WA, Australia

[71]Birds and Mammals, Greenland Institute of Natural Resources, Copenhagen, Denmark

[72]Department of Ecology and Evolutionary Biology, The University of California Santa Cruz, Santa Cruz, California, USA

[73]Coastal Oregon Marine Experiment Station, Hatfield Marine Science Center, Oregon State University, Newport, Oregon, USA

[74]Programa de Pós-graduação em Sistemática, Uso e Conservação da Biodiversidade (PPG-Sis), Departamento de Biologia, Universidade Federal do Ceará (UFC), Fortaleza, Ceará, Brazil

15231739, 0, Downloaded from https://conbio.onlinelibrary.wiley.com/doi/10.1111/cobi.70147 by Schweizerische Vogelwarte, Wiley Online Library on [20/11/2025]. See the Terms and Conditions (https://onlinelibrary.wiley.com/terms-and-conditions) on Wiley Online Library for rules of use; OA articles are governed by the applicable Creative Commons License

[75]Projeto Trygon, Curitiba, Brazil

[76]Centro Rescate de Especies Marinas Amenazadas (CREMA), San José, Costa Rica

[77]MigraMar, California, USA

[78]BOREA Research Unit, MNHN, CNRS 8067, SU, IRD 207, UCN, UA, Station de Recherche Marine de Martinique, Les Anses d'Arlet, Martinique, France

[79]Conservation Department, Phillip Island Nature Parks, Cowes, VIC, Australia

[80]School of Biological Sciences, Monash University, Clayton, VIC, Australia

[81]Wildbase, School of Veterinary Science, Massey University, Palmerston North, New Zealand

[82]BirdLife International, Cambridge, UK

[83]Danah Marine Research, Jeddah, Saudi Arabia

[84]People and Nature, Environmental Defense Fund, Monterey, California, USA

[85]Wildlife Conservation Society, Bronx, New York, USA

[86]Coastal and Marine Laboratory, Florida State University, St. Teresa, Florida, USA

[87]Instituto de Investigaciones Oceanológicas, Universidad Autónoma de Baja California, Ensenada, Baja California, Mexico

[88]Laboratorio de Ecología Espacial y del Movimiento, Mérida, México

[89]Sea Turtle Conservation Program, Pronatura Península de Yucatán, Mérida, México

[90]Department of Zoology and Entomology, Mammal Research Institute, University of Pretoria, Pretoria, South Africa

[91]Oceanswell, Colombo, Sri Lanka

[92]UMR ENTROPIE (Institut de Recherche pour le Développement - Université de La Réunion - Université de la Nouvelle-Calédonie - CNRS - IFREMER), Noumea, New Caledonia

[93]Association Opération Cétacés, Nouméa, New Caledonia

[94]Department of Biology, Faculty of Sciences of the University of Lisbon and Centre for Ecology, Evolution and Environmental Changes & Global Change and Sustainability Institute, Lisboa, Portugal

[95]Bottlenose Dolphin Research Institute, O Grove, Pontevedra, Spain

[96]Anderson Cabot Center for Ocean Life, New England Aquarium, Boston, Massachusetts, USA

[97]IUCN Center for Species Survival, Georgia Aquarium, Atlanta, Georgia, USA

[98]Biological Sciences, Georgia Institute of Technology, Atlanta, Georgia, USA

[99]School of Biological Earth and Environmental Sciences, University College Cork, Cork, Ireland

[100]MaREI Research Centre for Energy, Climate and Marine, Environmental Research Institute, University College Cork, Cork, Ireland

[101]Department of Wildlife, Fisheries and Aquaculture, Coastal Research and Extension Center, Mississippi State University, Biloxi, Mississippi, USA

[102]Mississippi-Alabama Sea Grant Consortium, Ocean Springs, Mississippi, USA

[103]School of Biomedical Sciences, The University of Queensland, St. Lucia, QLD, Australia

[104]School of Science, Technology and Engineering, The University of the Sunshine Coast, Petrie, QLD, Australia

[105]Southwest Fisheries Science Center, Marine Mammal and Turtle Division, National Oceanic and Atmospheric Administration (NOAA), La Jolla, California, USA

[106]The Tawaki Trust, Dunedin, New Zealand

[107]Global Penguin Society, University of Washington, Seattle, Washington, USA

[108]Department of Marine Science, University of Otago, Dunedin, New Zealand

[109]Department of Botany and Zoology, Stellenbosch University, Cape Town, Western Cape, South Africa

[110]Australian Antarctic Division, Department of Climate Change, Energy, the Environment and Water, Channel Highway, Kingston, Tasmania, Australia

[111]Dept. Of Forestry and Wildlife, Faculty of Agriculture, University of Uyo, Nigeria, Nigeria

[112]Wildlife Ecology and Conservation, Conservation Education/ Animal Rescue, Biodiversity Preservation Center (BPC), Nigeria, Nigeria

[113]Centro de Investigación en Ciencias del Mar y Limnología, Universidad de Costa Rica, San José, Costa Rica

[114]Bioscience Department, Swansea University, Swansea, Wales, UK

[115]NINA - The Norwegian Institute for Nature Research, Tromsø, Norway

[116]WildWings Bird Management, Haslemere, Surrey, UK

[117]School of Biological, Earth and Environmental Sciences, Faculty of Science, University of New South Wales (UNSW), Sydney, NSW, Australia

[118]Fisheries and Oceans Canada, Winnipeg, Manitoba, Canada

[119]Fisheries and Oceans Canada, Dartmouth, Nova Scotia, Canada

[120]Biology, Dalhousie University, Halifax, Nova Scotia, Canada

[121]National Institute of Water and Atmospheric Research Ltd (NIWA), Wellington, New Zealand

[122]Instituto de Investigação em Ciências do Mar (OKEANOS), Universidade dos Açores, Horta, Portugal

[123]Italian Institute for Environmental Protection and Research, Rome, Italy

[124]Megaptera, Paris, France

[125]Department of Biological Sciences, University of New Brunswick, Saint John, New Brunswick, Canada

[126]National University of Patagonia Austral, Río Gallegos, Santa Cruz, Argentina

[127]Earth, Ocean and Atmospheric Science, Florida State University, Tallahassee, Florida, USA

[128]Beneath the Waves, Herndon, Virginia, USA

[129]Global Penguin Society, Puerto Madryn, Chubut, Argentina

[130]CESIMAR-CONICET Argentina, Puerto Madryn, Chubut, Argentina

[131]University of Washington, Seattle, Washington, USA

[132]Madeira Whale Museum, Caniçal - Machico, Madeira, Portugal

[133]Oceans Research Institute, Mossel Bay, South Africa

[134]South African Institute for Aquatic Biodiversity, Makhanda, South Africa

[135]Department of Ichthyology and Fisheries Science, Rhodes University, Grahamstown, South Africa

[136]Morigenos - Slovenian Marine Mammal Society, Piran, Slovenia

[137]Marine Megafauna Foundation, West Palm Beach, Florida, USA

[138]Centre for Sustainable Aquatic Ecosystems, Harry Butler Institute, Environmental and Conservation Sciences, Murdoch University, Perth, WA, Australia

[139]Centro Oceanográfico de Málaga, Instituto Español de Oceanografía (IEO-CSIC), Málaga, Spain

[140]North Carolina Wildlife Resources Commission, Beaufort, North Carolina, USA

[141]Marine Science and Conservation, Nicholas School of the Environment, Duke University, Beaufort, North Carolina, USA

[142]Department of Clinical Sciences, College of Veterinary Medicine, North Carolina State University, Morehead City, North Carolina, USA

[143]Centre for Ecology and Conservation, College of Life and Environmental Science, University of Exeter, Penryn, Cornwall, UK

[144]Sharjah Marine Science Research Centre, University of Khorfakkan, UAE

[145]School of Biological Sciences, University of Adelaide, Adelaide, SA, Australia

[146]Instituto de Investigaciones Marinas y Costeras (CONICET - UNMdP), Mar del Plata, Argentina

[147]Instituto de Investigación y Desarrollo Pesquero (INIDEP), Mar del Plata, Argentina

[148]Environmental Studies, Gettysburg College, Gettysburg, Pennsylvania, USA

[149]Department of Geography, Durham University, Durham, UK

[150]Smithsonian Tropical Research Institute, Panama, Panama

[151]College of Science and Engineering, James Cook University, Townsville, QLD, Australia

15231739, 0, Downloaded from https://conbio.onlinelibrary.wiley.com/doi/10.1111/cobi.70147 by Schweizerische Vogelwarte, Wiley Online Library on [20/11/2025]. See the Terms and Conditions (https://onlinelibrary.wiley.com/terms-and-conditions) on Wiley Online Library for rules of use; OA articles are governed by the applicable Creative Commons License

[152]Shark Research Foundation Inc., Florida, USA

[153]South Iceland Nature Research Centre, Westmans, Iceland

[154]UK Centre for Ecology & Hydrology, Penicuik, UK

[155]Department of Biology, Hopkins Marine Station, Stanford University, Pacific Grove, California, USA

[156]Hubbs-SeaWorld Research Institute, San Diego, California, USA

[157]Ecology and Evolutionary Biology, Institute of Marine Science, University of California Santa Cruz, Monterey, California, USA

[158]Higdon Wildlife Consulting, Winnipeg, Manitoba, Canada

[159]Australian Ocean Data Network, Integrated Marine Observing System, University of Tasmania, Hobart, TAS, Australia

[160]Port Elizabeth Museum at Bayworld, Gqeberha, South Africa

[161]Department of Zoology, Institute of Coastal and Marine Research, Nelson Mandela University, Gqeberha, South Africa

[162]School of Science, Technology & Engineering, University of the Sunshine Coast, Sippy Downs, QLD, Australia

[163]Whale and Dolphin Conservation, Bridport, Dorset, UK

[164]Co-chair, IUCN SSC-WCPA Marine Mammal Protected Areas Task Force, Gland, Switzerland

[165]Department of Integrative Biology, University of Windsor, Windsor, Ontario, Canada

[166]College of Science and Engineering, Flinders University, Bedford Park, SA, Australia

[167]Irvine Marine Fauna Research, Perth, WA, Australia

[168]Elasmo Project, Dubai, United Arab Emirates

[169]Lancaster Environment Centre, Lancaster University, Lancaster, UK

[170]UMR ENTROPIE, University of Réunion Island - IRD - CNRS - IFREMER - University of New-Caledonia, Saint Denis, France

[171]Biology, Algoma University, Sault Ste. Marie, Canada

[172]Dyer Island Conservation Trust, Western Cape, Kleinbaai, South Africa

[173]Biology, Marine Science, IU-ECOAQUA, University of Las Palmas de Gran Canaria, Las Palmas de Gran Canaria, Spain

[174]Oceanic Whitetip Consortium, Ellicott City, Maryland, USA

[175]California State University, Monterey Bay, Seaside, California, USA

[176]APEX Environmental Pty. Ltd, Kerobokan, Bali, Indonesia

[177]Pinniped Specialist Group, Species Programme, International Union for the Conservation of Nature (IUCN), Thessaloniki, Greece

[178]Centre d'Etudes Biologiques de Chizé, UMR 7372, CNRS-La Rochelle Université, Villiers en Bois, France

[179]African Aquatic Conservation Fund, Joal, Senegal

[180]Institute of Marine Science, Faculty of Science, University of Karachi, Karachi, Sindh, Pakistan

[181]South African Institute for Aquatic Biodiversity (SAIAB), Makhanda, South Africa

[182]Scientific Services, South African National Parks, Cape Town, South Africa

[183]Research Institute for the Environment and Livelihoods, Charles Darwin University, Darwin, Australia

[184]Polar Science Center, Applied Physics Laboratory, University of Washington, Seattle, Washington, USA

[185]Instituto PROSHARK (Associação Instituto PROSHARK – Ecodesenvolvimento dos Tubarões e Raias), Angra dos Reis, Brazil

[186]International Arctic Research Center, University of Alaska Fairbanks, Fairbanks, Alaska, USA

[187]School of Biology and Environmental Science, University College Dublin, Dublin, Ireland

[188]School for the Environment, University of Massachusetts Boston, Boston, Massachusetts, USA

[189]Oceans Forward, Plymouth, Massachusetts, USA

[190]Dominica Sea Turtle Conservation Organization, Rosalie, Dominica

[191]Departamento de Biología de los Predadores Tope, Instituto Antártico Argentino, Gral. San Martín, Buenos Aires, Argentina

[192]Institute of Marine Affairs and Resource Management, National Taiwan Ocean University, Keelung, Taiwan

[193]Fundação Projeto Tamar, Mata de São João, Bahia, Brazil

[194]Karumbe, Montevideo, Uruguay

[195]Marine Biological Association (MBA), Plymouth, UK

[196]Biological Sciences, California State University Long Beach, Long Beach, California, USA

[197]Department of Ecology & Evolution, Stony Brook University, Stony Brook, New York, USA

[198]Institute for Advanced Computational Science, Stony Brook University, Stony Brook, New York, USA

[199]South Australian Research and Development Institute, Primary Industries and Regions South Australia, Adelaide, SA, Australia

[200]Biology, Acadia University, Wolfville, Nova Scotia, Canada

[201]Department of Biology, College of Sciences, University of Central Florida, Orlando, Florida, USA

[202]Marine Zoology Unit, Cavanilles Institute of Biodiversity and Evolutionary Biology, University of Valencia, Paterna, Valencia, Spain

[203]Department of Zoology, University of Otago, Dunedin, New Zealand

[204]School of Interdisciplinary Arts & Sciences, University of Washington, Bothell Campus, Bothell, Washington, USA

[205]Arctic Beringia Program, Wildlife Conservation Society, Fairbanks, Alaska, USA

[206]IMOS Animal Tagging, Sydney Institute of Marine Science, Mosman, NSW, Australia

[207]School of Natural Sciences, Macquarie University, Sydney, NSW, Australia

[208]Leibniz Institute for the Analysis of Biodiversity Change, Bonn, Germany

[209]Fisheries and Oceans Canada, Maurice Lamontagne Institute, Mont-Joli, Canada

[210]Science and Technology, University of New England, Armidale, NSW, Australia

[211]Megaptera Marine Conservation, Wassenaar, Zuid-Holland, Netherlands

[212]Department of Systematics and Aquatic Ecology, El Colegio de la Frontera Sur, Chetumal, Mexico

[213]Instituto de Investigaciones Marinas, Consejo Superior de Investigaciones Científicas (IIM-CSIC), Vigo, Pontevedra, Spain

[214]Centro de Investigação em Biodiversidade e Recursos Genéticos (CIBIO-InBIO), Universidade do Porto, Vairão, Portugal

[215]International Seafood Sustainability Foundation (ISSF), Pittsburgh, Pennsylvania, USA

[216]Tethys Research Institute, Milano, Italy

[217]Centre for Conservation Science, Royal Society for the Protection of Birds, Cambridge, UK

[218]Ecological Research Group, Swiss Ornithological Institute, Sempach, Switzerland

[219]The National Trust for Scotland, Inverness, UK

[220]Department of Biological Sciences, Earth to Ocean Research Group, Simon Fraser University, Burnaby, British Columbia, Canada

[221]IRD, UMR 6539 CNRS/UBO/IRD/Ifremer, LEMAR - European Institute for Marine Studies, Plouzané, France

[222]Department of Life Sciences, CFE - Centre for Functional Ecology - TERRA - Science for People & the Planet, University of Coimbra, Coimbra, Portugal

[223]Marine Mammal Institute, Oregon State University, Newport, Oregon, USA

[224]Department of Fisheries, Wildlife, and Conservation Sciences, Oregon State University, Newport, Oregon, USA

[225]Center for Coastal Studies, Provincetown, Massachusetts, USA

[226]Cetacean Ecology, Behaviour and Evolution Lab, College of Science and Engineering, Flinders University, Adelaide, SA, Australia

15231739, 0, Downloaded from https://conbio.onlinelibrary.wiley.com/doi/10.1111/cobi.70147 by Schweizerische Vogelwarte, Wiley Online Library on [20/11/2025]. See the Terms and Conditions (https://onlinelibrary.wiley.com/terms-and-conditions) on Wiley Online Library for rules of use; OA articles are governed by the applicable Creative Commons License

[227]Centre for Marine Science and Technology, Curtin University, Bentley, WA, Australia

[228]Polar Oceans Research Group, Sheridan, Montana, USA

[229]Conservation and Research, Assiniboine Park Conservancy, Winnipeg, Manitoba, Canada

[230]Percy Fitzpatrick Institute for African Ornithology and Institute for Coastal and Marine Research, Nelson Mandela University, Gqeberha, South Africa

[231]Marine Megafauna Foundation, Truckee, California, USA

[232]Sociedade Portuguesa para o Estudo das Aves, Lisboa, Portugal

[233]Centre for Research into Ecological and Environmental Modelling, School of Biology, University of St Andrews, St Andrews, Fife, UK

[234]Conservation & Science, Singapore Oceanarium, Singapore

[235]Instituto do Mar (IMAR), Horta, Portugal

[236]Laboratorio de Ecología, Comportamiento y Mamíferos Marinos (LECyMM), Museo Argentino de Ciencias Naturales (MACN-CONICET), Buenos Aires, Argentina

[237]Antarctic Research Trust, Bremervörde, Germany

[238]BIOPOLIS Program in Genomics, Biodiversity and Land Planning, Vairão, Portugal

[239]Bush Heritage Australia, Melbourne, VIC, Australia

[240]ARCHELON, the Sea Turtle Protection Society of Greece, Athens, Greece

[241]School of Ocean and Earth Science, University of Southampton, Southampton, UK

[242]School of the Environment, The University of Queensland, St. Lucia, QLD, Australia

[243]ECOCEAN Inc., Coogee, WA, Australia

[244]CSIRO Environment, Brisbane, QLD, Australia

[245]Proyecto Ballena Franca Austral, Maldonado, Uruguay

[246]Institute of Marine Sciences, University of Portsmouth, Portsmouth, UK

[247]Sundive Research, Byron Bay, NSW, Australia

[248]Departamento de Ecología Evolutiva, Museo Nacional de Ciencias Naturales (MNCN), CSIC, Madrid, Spain

[249]Centre for Marine Science and Innovation, School of Biological, Earth and Environmental Sciences, University of New South Wales, Sydney, NSW, Australia

[250]National Parks and Conservation Service, Government of Mauritius, Reduit, Mauritius

[251]Centre for Marine Ecosystems Research, School of Science, Edith Cowan University, Joondalup, WA, Australia

[252]Oceans Blueprint, Coogee, WA, Australia

[253]Atmosphere and Ocean Research Institute, University of Tokyo, Kashiwa, Japan

[254]Wageningen Marine Research, IJmuiden, The Netherlands

[255]School of Biological and Behavioural Sciences (SBBS), Queen Mary University of London, London, UK

[256]Institute of Marine Biological Resources and Biotechnologies - IRBIM, National Research Council - CNR, Livorno, Italy

[257]Elasmobranch Institute Indonesia, Denpasar, Bali, Indonesia

[258]Department of Biological Sciences, San Jose State University, San Jose, California, USA

[259]Department of Fish and Wildlife Conservation, Virginia Tech, Blacksburg, Virginia, USA

[260]Conservation and Fisheries Directorate, Ascension Island Government, Georgetown, Guyana

[261]Department of Biodiversity & Conservation Biology, Faculty of Natural Sciences, University of the Western Cape, Bellville, South Africa

[262]Upwell, Monterey, California, USA

[263]Department of the Environment, Tourism, Science and Innovation, Queensland Government, Brisbane, QLD, Australia

[264]Shark Research Program, Massachusetts Division of Marine Fisheries, Massachusetts, New Bedford, USA

[265]Biology, Carleton University, Ottawa, Ontario, Canada

[266]Department of Primary Industries and Regional Development, Fisheries Research, Sydney Institute of Marine Science, Mosman, NSW, Australia

[267]Department of Marine Studies, University of Split, Split, Croatia

[268]Arctic Biological Consultants, Winnipeg, Manitoba, Canada

[269]The Manta Trust, Corscombe, Dorset, UK

[270]Ocean Ecology Lab, Marine Mammal Institute, Oregon State University, Newport, Oregon, USA

[271]National Institute of Polar Research, Tachikawa, Tokyo, Japan

[272]Mauritian Wildlife Foundation, Vacoas, Mauritius

[273]Department of Natural Resources and Environment, Hobart, TAS, Australia

[274]Graduate School of Fisheries Science, Hokkaido University, Hakodate, Hokkaido, Japan

[275]British Antarctic Survey, Cambridge, UK

[276]Animal Behaviour, Faculty of Biology, University of Bielefeld, Bielefeld, Germany

[277]IUCN SSC PSG, Funabashi, Japan

[278]Institute of Research and Rehabilitation of Marine Animals, Vila Velha, Espírito Santo, Brazil

[279]Department of Ecology and Evolutionary Biology, University of California Santa Cruz, Santa Cruz, California, USA

[280]Endangered Wildlife Trust, Midrand, South Africa

[281]Department of Biological Sciences, University of Manitoba, Winnipeg, Manitoba, Canada

[282]Gateway Antarctica, School of Earth and Environment, University of Canterbury, Christchurch, New Zealand

[283]Ketos Ecology, Kingsbridge, UK

[284]Brookfield Zoo Chicago's Sarasota Dolphin Research Program, Mote Marine Laboratory, Sarasota, Florida, USA

[285]Westman Islands Research Centre, Institute of Research Centres, University of Iceland, Reykjavik, Iceland

[286]Global Fishing Watch, Washington, District of Columbia, USA

[287]Natural History Museum, University of Oslo, Oslo, Norway

[288]National Oceanic and Atmospheric Administration, National Ocean Service, Stellwagen Bank National Marine Sanctuary, Scituate, Massachusetts, USA

[289]Tartarugas para o Amanhã, Inhambane, Mozambique

[290]Institute of Zoology, Zoological Society of London, London, UK

[291]Wildlife Computers, Redmond, Washington, USA

[292]Biosciences, University of Exeter, Exeter, Devon, UK

[293]Key Laboratory of Animal Biodiversity Conservation and Integrated Pest Management, Chinese Academy of Sciences, Beijing, China

[294]International Union for Conservation of Nature, Species Survival Commission, Shark Specialist Group (IUCN SSC SSG)

[295]Arctic Research Centre, Department of Biology, Aarhus University, Århus, Denmark

[296]Ocean Sciences & Solutions Applied Research Institute, Neom, Saudi Arabia

[297]Marine Centre, School of Life and Environmental Sciences, Deakin University, Geelong, VIC, Australia

[298]Basque Centre for Climate Change (BC3), Leioa, Spain

[299]IKERBASQUE, Basque Foundation for Science, Bilbao, Spain

ACKNOWLEDGMENTS

We thank D. Fernando, S. Williams (bony fishes), J. Barlow, J. Manuel Arcos, and M. Biuw for their contributions to scores. We are thankful for support from the Jock Clough Marine Foundation (to M.V.C. and A.M.M.S.). M.V.C. was supported by the C.F. & E.A. Jenkins postgraduate scholarship at UWA. A.M.M.S. was supported by a 2020 Fellowship in Marine Conservation by the Pew Charitable Trusts and an ARC DP210103091.

15231739, 0, Downloaded from https://conbio.onlinelibrary.wiley.com/doi/10.1111/cobi.70147 by Schweizerische Vogelwarte, Wiley Online Library on [20/11/2025]. See the Terms and Conditions (https://onlinelibrary.wiley.com/terms-and-conditions) on Wiley Online Library for rules of use; OA articles are governed by the applicable Creative Commons License

Open access publishing facilitated by The University of Western Australia, as part of the Wiley - The University of Western Australia agreement via the Council of Australian University Librarians.

ORCID

Michelle VanCompernolle https://orcid.org/0000-0002-8983-0443
Juliet Morris https://orcid.org/0000-0002-7572-7090
Hannah J. Calich https://orcid.org/0000-0001-7541-9584
Jorge P. Rodríguez https://orcid.org/0000-0001-6593-5032
Sarah A. Marley https://orcid.org/0000-0001-5950-4949
Jessica R. Pearce https://orcid.org/0000-0003-2353-1149
Briana Abrahms https://orcid.org/0000-0003-1987-5045
Katya Abrantes https://orcid.org/0000-0001-8648-8817
André S. Afonso https://orcid.org/0000-0001-9129-278X
Alex Aguilar https://orcid.org/0000-0002-5751-2512
Andrews Agyekumhene https://orcid.org/0000-0003-1994-0919
Tomonari Akamatsu https://orcid.org/0000-0003-2661-6199
Susanne Åkesson https://orcid.org/0000-0001-9039-2180
Nyimale G. Alawa https://orcid.org/0000-0003-2499-0726
Joanna Alfaro-Shigueto https://orcid.org/0000-0002-5148-7686
Tycho Anker-Nilssen https://orcid.org/0000-0002-1030-5524
Javier A. Arata https://orcid.org/0000-0001-7320-0511
Gonzalo Araujo https://orcid.org/0000-0002-4708-3638
Martin C. Arostegui https://orcid.org/0000-0002-9313-9487
Haritz Arrizabalaga https://orcid.org/0000-0002-3861-6316
Lucy M. Arrowsmith https://orcid.org/0000-0003-4558-6650
Marie Auger-Méthé https://orcid.org/0000-0003-3550-4930
Isabel C. Avila https://orcid.org/0000-0003-1389-8908
Fred Bailleul https://orcid.org/0000-0002-4186-4708
Joanna Barker https://orcid.org/0000-0003-1396-6851
Dawn R. Barlow https://orcid.org/0000-0001-6102-5058
Adam Barnett https://orcid.org/0000-0001-7430-8428
Hector Barrios-Garrido https://orcid.org/0000-0002-7027-2656
Alastair M. M. Baylis https://orcid.org/0000-0002-5167-0472
Giovanni Bearzi https://orcid.org/0000-0001-6633-3324
Lars Bejder https://orcid.org/0000-0001-8138-8606
Eduardo J. Belda https://orcid.org/0000-0003-1995-1271
Scott R. Benson https://orcid.org/0000-0003-3829-2355
Michael L. Berumen https://orcid.org/0000-0003-2463-2742
Sophie Bestley https://orcid.org/0000-0001-9342-669X
Natalia P. A. Bezerra https://orcid.org/0000-0002-4203-8408
Antonin V. Blaison https://orcid.org/0000-0003-0840-5961
Lars Boehme https://orcid.org/0000-0003-3513-6816
Steven J. Bograd https://orcid.org/0000-0003-3872-9932
Bolaji Dunsin Abimbola https://orcid.org/0000-0002-2376-1684
Mark E. Bond https://orcid.org/0000-0001-5261-5152
Asunción Borrell https://orcid.org/0000-0002-6714-0724
Phil J. Bouchet https://orcid.org/0000-0002-2144-2049
Peter Boveng https://orcid.org/0000-0003-2732-4833
Gill Braulik https://orcid.org/0000-0001-8919-4187
Camrin D. Braun https://orcid.org/0000-0002-9317-9489
Stephanie Brodie https://orcid.org/0000-0003-0869-9939
Leandro Bugoni https://orcid.org/0000-0003-0689-7026
Carlos Bustamante https://orcid.org/0000-0002-0816-6406
Steven E. Campana https://orcid.org/0000-0002-7453-3761
Susana Cárdenas-Alayza https://orcid.org/0000-0002-8828-9552
Gemma Carroll https://orcid.org/0000-0001-7776-0946
Matt I. D. Carter https://orcid.org/0000-0002-5481-6254
Filipe R. Ceia https://orcid.org/0000-0002-5470-5183
Salvatore Cerchio https://orcid.org/0000-0001-5880-5969
Luciana C. Ferreira https://orcid.org/0000-0001-6755-2799
Philippine Chambault https://orcid.org/0000-0003-4054-6334
Patricia Charvet https://orcid.org/0000-0002-8801-433X
Elpis J. Chavez https://orcid.org/0000-0003-1549-5563
Damien Chevallier https://orcid.org/0000-0002-2232-6787
Andre Chiaradia https://orcid.org/0000-0002-6178-4211
B. Louise Chilvers https://orcid.org/0000-0002-7657-4217
Megan A. Cimino https://orcid.org/0000-0002-1715-2903
Bethany L. Clark https://orcid.org/0000-0001-5803-7744
C. R. Clarke https://orcid.org/0000-0002-9401-4491
Thomas A. Clay https://orcid.org/0000-0002-0644-6105
Carl S. Cloyed https://orcid.org/0000-0001-6321-5808
Jesse E. M. Cochran https://orcid.org/0000-0002-6027-5052
Tim Collins https://orcid.org/0000-0002-7124-4876
Enric Cortes https://orcid.org/0000-0001-6001-2482
Eduardo Cuevas https://orcid.org/0000-0003-3814-7211
David J. Curnick https://orcid.org/0000-0002-3093-1282
Peter Dann https://orcid.org/0000-0002-3044-701X
P. J. Nico de Bruyn https://orcid.org/0000-0002-9114-9569
Asha de Vos https://orcid.org/0000-0003-3332-8232
Solène Derville https://orcid.org/0000-0002-0380-7921
Maria P. Dias https://orcid.org/0000-0002-7281-4391
Bruno Diaz-Lopez https://orcid.org/0000-0002-0388-3289
Kara L. Dodge https://orcid.org/0000-0001-9181-0698
Alistair D. M. Dove https://orcid.org/0000-0003-3239-4772
Thomas K. Doyle https://orcid.org/0000-0003-1616-5590
J. Marcus Drymon https://orcid.org/0000-0002-2104-004X
Christine L. Dudgeon https://orcid.org/0000-0001-5059-7886
Peter H. Dutton https://orcid.org/0000-0002-6628-8962
Ursula Ellenberg https://orcid.org/0000-0002-3100-6742
Simon H. Elwen https://orcid.org/0000-0002-7467-6121
Louise Emmerson https://orcid.org/0000-0001-7336-0961
Mario Espinoza https://orcid.org/0000-0002-8355-2411
Nicole Esteban https://orcid.org/0000-0003-4693-7221
Evert Mul https://orcid.org/0000-0001-7297-8081
Brian S. Fadely https://orcid.org/0000-0002-9172-1887
Annette L. Fayet https://orcid.org/0000-0001-6373-0500
Chris Feare https://orcid.org/0000-0002-0702-2056
Steven H. Ferguson https://orcid.org/0000-0002-3794-0122
Laura Joan Feyrer https://orcid.org/0000-0002-9300-1947
Brittany Finucci https://orcid.org/0000-0003-1315-2946
Katie R. N. Florko https://orcid.org/0000-0003-3829-7447
Jorge Fontes https://orcid.org/0000-0003-3567-2731
C. M. Fortuna https://orcid.org/0000-0003-3036-5337

15231739, 0, Downloaded from https://conbio.onlinelibrary.wiley.com/doi/10.1111/cobi.70147 by Schweizerische Vogelwarte, Wiley Online Library on [20/11/2025]. See the Terms and Conditions (https://onlinelibrary.wiley.com/terms-and-conditions) on Wiley Online Library for rules of use; OA articles are governed by the applicable Creative Commons License

Sabrina Fossette https://orcid.org/0000-0001-8580-9084
Leila Fouda https://orcid.org/0000-0002-0723-3697
Esteban Frere https://orcid.org/0000-0001-9435-5440
Mariana M. P. B. Fuentes https://orcid.org/0000-0002-2789-824X
Austin J. Gallagher https://orcid.org/0000-0003-1515-3440
Pablo Garcia Borboroglu https://orcid.org/0000-0002-9031-5561
Claire Garrigue https://orcid.org/0000-0002-8117-3370
Pauline Gauffier https://orcid.org/0000-0003-2984-6993
Enrico Gennari https://orcid.org/0000-0002-4334-727X
Tilen Genov https://orcid.org/0000-0003-4814-8891
Elitza S. Germanov https://orcid.org/0000-0002-8797-4451
Joan Giménez https://orcid.org/0000-0001-9207-4792
Brendan J. Godley https://orcid.org/0000-0003-3845-0034
Simon D. Goldsworthy https://orcid.org/0000-0003-4988-9085
Victoria González Carman https://orcid.org/0000-0002-6603-1753
Natasha J. Gownaris https://orcid.org/0000-0003-4963-1447
W. James Grecian https://orcid.org/0000-0002-6428-719X
Hector M. Guzman https://orcid.org/0000-0001-9928-8523
Mark Hamann https://orcid.org/0000-0003-4588-7955
Neil Hammerschlag https://orcid.org/0000-0001-9002-9082
Erpur S. Hansen https://orcid.org/0000-0001-6899-2817
Mike P. Harris https://orcid.org/0000-0002-9559-5830
Gordon Hastie https://orcid.org/0000-0002-9773-2755
Danielle E. Haulsee https://orcid.org/0000-0003-0691-0278
Elliott L. Hazen https://orcid.org/0000-0002-0412-7178
Mads Peter Heide-Jørgensen https://orcid.org/0000-0003-4846-7622
Elizabeth E. Hieb https://orcid.org/0000-0003-0255-0332
Jefferson T. Hinke https://orcid.org/0000-0002-3600-1414
Xavier Hoenner https://orcid.org/0000-0001-5811-1166
G. J. Greg Hofmeyr https://orcid.org/0000-0003-0283-6058
Bonnie J. Holmes https://orcid.org/0000-0002-8559-9950
Erich Hoyt https://orcid.org/0000-0001-6946-4055
Luis A. Huckstadt https://orcid.org/0000-0002-2453-7350
Nigel E. Hussey https://orcid.org/0000-0002-9050-6077
Charlie Huveneers https://orcid.org/0000-0001-8937-1358
Lyn G. Irvine https://orcid.org/0000-0001-9389-5402
Rima W. Jabado https://orcid.org/0000-0001-6239-6723
David M. P. Jacoby https://orcid.org/0000-0003-2729-3811
Audrey Jaeger https://orcid.org/0000-0002-5649-0315
Patrick M. Jagielski https://orcid.org/0000-0003-4539-7905
Mark Jessopp https://orcid.org/0000-0002-2692-3730
Oliver J. D. Jewell https://orcid.org/0000-0001-7680-8960
David Jiménez Alvarado https://orcid.org/0000-0002-7164-8125
Salvador J. Jorgensen https://orcid.org/0000-0002-4331-1648
Alexandros A. Karamanlidis https://orcid.org/0000-0003-0943-1619
Akiko Kato https://orcid.org/0000-0002-8947-3634
Lucy W. Keith-Diagne https://orcid.org/0000-0003-0275-7966
Jeremy J. Kiszka https://orcid.org/0000-0003-1095-8979
Alison A. Kock https://orcid.org/0000-0001-9981-1652
R. Keller Kopf https://orcid.org/0000-0001-5780-0074
Carey Kuhn https://orcid.org/0000-0002-6835-9744
Peter M. Kyne https://orcid.org/0000-0003-4494-2625
Kristin L. Laidre https://orcid.org/0000-0002-2787-650X
Fernanda O. Lana https://orcid.org/0000-0001-7235-069X
Michelle E. Lander https://orcid.org/0000-0003-3491-0881
Ruth H. Leeney https://orcid.org/0000-0002-9763-9868
Alexis L. Levengood https://orcid.org/0000-0003-2729-5366
J. Jacob Levenson https://orcid.org/0000-0002-7169-2775
Marcela Libertelli https://orcid.org/0000-0002-9642-4849
Kwang-Ming Liu https://orcid.org/0000-0003-2753-7660
Alexandra Loveridge https://orcid.org/0000-0003-2651-4870
Christopher G. Lowe https://orcid.org/0000-0001-9389-8208
Heather J. Lynch https://orcid.org/0000-0002-9026-1612
Bruno C. L. Macena https://orcid.org/0000-0001-5010-8560
Alice I. Mackay https://orcid.org/0000-0002-2837-3760
Jeffry Madrigal-Mesén https://orcid.org/0000-0002-2377-1946
Mark L. Mallory https://orcid.org/0000-0003-2744-3437
Jeffrey C. Mangel https://orcid.org/0000-0002-9371-8606
Katherine L. Mansfield https://orcid.org/0000-0002-6568-2861
David March https://orcid.org/0000-0002-6118-761X
Marianne Marcoux https://orcid.org/0009-0007-8867-3814
Helene Marsh https://orcid.org/0000-0003-3492-4992
A. D. Marshall https://orcid.org/0000-0003-1886-5355
Thomas Mattern https://orcid.org/0000-0003-0745-8180
Sara M. Maxwell https://orcid.org/0000-0002-4425-9378
Clive R. McMahon https://orcid.org/0000-0001-5241-8917
Séverine Methion https://orcid.org/0000-0002-9348-2592
Eva K. M. Meyers https://orcid.org/0000-0002-0303-1422
Candice Michelot https://orcid.org/0000-0001-7742-7174
Cara Masere https://orcid.org/0000-0002-6642-918X
Gianna Minton https://orcid.org/0000-0003-4284-2540
Gonzalo Mucientes https://orcid.org/0000-0001-6650-3020
Hilario Murua https://orcid.org/0000-0001-8577-5291
Yuri Niella https://orcid.org/0000-0003-1878-6091
Giuseppe Notarbartolo di Sciara https://orcid.org/0000-0003-0353-617X
Steffen Oppel https://orcid.org/0000-0002-8220-3789
Florian Orgeret https://orcid.org/0000-0002-1940-7797
Julie N. Oswald https://orcid.org/0000-0002-1524-9592
Ellie Owen https://orcid.org/0000-0003-2073-2420
Nathan Pacoureau https://orcid.org/0000-0002-8363-6332
Vitor H. Paiva https://orcid.org/0000-0001-6368-9579
Daniel M. Palacios https://orcid.org/0000-0001-7069-7913
Simone Panigada https://orcid.org/0000-0003-0856-1227
Yannis P. Papastamatiou https://orcid.org/0000-0002-6091-6841
Guido J. Parra https://orcid.org/0000-0002-1284-4898
S. Hoyt Peckham https://orcid.org/0000-0001-9108-1333
Stephen D. Petersen https://orcid.org/0000-0002-3929-809X
Lorien Pichegru https://orcid.org/0000-0003-3815-9845
Simon J. Pierce https://orcid.org/0000-0002-9375-5175
Tânia Pipa https://orcid.org/0000-0002-0278-0253
Enrico Pirotta https://orcid.org/0000-0003-3541-3676
Pierre Pistorius https://orcid.org/0000-0001-6561-7069
Riley A. Pollom https://orcid.org/0000-0001-8260-4614

15231739, 0, Downloaded from https://conbio.onlinelibrary.wiley.com/doi/10.1111/cobi.70147 by Schweizerische Vogelwarte, Wiley Online Library on [20/11/2025]. See the Terms and Conditions (https://onlinelibrary.wiley.com/terms-and-conditions) on Wiley Online Library for rules of use; OA articles are governed by the applicable Creative Commons License

Rui Prieto https://orcid.org/0000-0002-0354-2572
Laura Prosdocimi https://orcid.org/0000-0001-7565-9713
Klemens Pütz https://orcid.org/0000-0003-1375-2669
Nuno Queiroz https://orcid.org/0000-0002-3860-7356
John L. Quinn https://orcid.org/0000-0001-9363-3146
Jaime A. Ramos https://orcid.org/0000-0002-9533-987X
Holly C. Raudino https://orcid.org/0000-0002-2661-6431
Angela Recalde-Salas https://orcid.org/0000-0003-3383-8902
ALan F. Rees https://orcid.org/0000-0002-1353-8235
Richard D. Reina https://orcid.org/0000-0002-6221-1300
Ryan R. Reisinger https://orcid.org/0000-0002-8933-6875
Samantha D. Reynolds https://orcid.org/0000-0003-4094-8018
Anthony James Richardson https://orcid.org/0000-0002-9289-7366
Nicholas G. Riddoch https://orcid.org/0000-0002-3971-9157
Federico G. Riet-Sapriza https://orcid.org/0000-0002-6568-2802
James R. Robbins https://orcid.org/0000-0003-2633-719X
Airam Rodríguez https://orcid.org/0000-0001-7882-135X
Tracey L. Rogers https://orcid.org/0000-0002-7141-4177
Christoph A. Rohner https://orcid.org/0000-0001-8760-8972
Daniela Rojas-Cañizales https://orcid.org/0000-0001-5439-5835
Chandra Salgado Kent https://orcid.org/0000-0002-3460-609X
Katsufumi Sato https://orcid.org/0000-0002-7557-4784
Kylie L. Scales https://orcid.org/0000-0003-0843-0956
Meike Scheidat https://orcid.org/0000-0001-9702-6490
Fabrizio Serena https://orcid.org/0000-0003-1428-8124
Edy Setyawan https://orcid.org/0000-0001-6629-5997
Scott A. Shaffer https://orcid.org/0000-0002-7751-5059
Brendan D. Shea https://orcid.org/0000-0001-7771-0586
Laura Shearer https://orcid.org/0000-0002-9928-0270
Marcus Sheaves https://orcid.org/0000-0003-0662-3439
Richard B. Sherley https://orcid.org/0000-0001-7367-9315
George L. Shillinger https://orcid.org/0000-0001-5168-4551
Takahiro Shimada https://orcid.org/0000-0002-3364-5169
Mónica A. Silva https://orcid.org/0000-0002-2683-309X
Gregory Skomal https://orcid.org/0000-0003-4341-453X
Reyd A. Smith https://orcid.org/0000-0002-8616-6612
Amy F. Smoothey https://orcid.org/0000-0001-8271-686X
Alen Soldo https://orcid.org/0000-0002-0748-7558
Emily J. Southall https://orcid.org/0000-0001-7246-278X
Antje Steinfurth https://orcid.org/0000-0002-9512-5425
D. Bruce Stewart https://orcid.org/0000-0001-9487-243X
Joshua D. Stewart https://orcid.org/0000-0001-6851-2289
Akinori Takahashi https://orcid.org/0000-0002-9868-0408
Vikash Tatayah https://orcid.org/0000-0003-0759-254X
Jean-Baptiste Thiebot https://orcid.org/0000-0002-4028-1228
Jesús Tomás https://orcid.org/0000-0003-0120-7006
Leigh G. Torres https://orcid.org/0000-0002-2643-3950
P. N. Trathan https://orcid.org/0000-0001-6673-9930
Fritz Trillmich https://orcid.org/0000-0003-4816-1156
Frederic Vandeperre https://orcid.org/0000-0002-3947-6917
Ralph Eric Thijl Vanstreels https://orcid.org/0000-0003-2359-4828
Marisa Vedor https://orcid.org/0000-0001-7336-3732
Lauren J. Waller https://orcid.org/0000-0001-5263-1646
Matt Waller https://orcid.org/0000-0001-9839-3452
Sarah Wanless https://orcid.org/0000-0002-2788-4606
Kelly Waples https://orcid.org/0000-0002-4215-0387
Cortney A. Watt https://orcid.org/0000-0003-4062-5729
Mia Wege https://orcid.org/0000-0002-9022-3069
Caroline R. Weir https://orcid.org/0000-0002-2052-5037
Randall S. Wells https://orcid.org/0000-0001-9793-4181
Paul J. Wensveen https://orcid.org/0000-0002-9894-2543
Timothy D. White https://orcid.org/0000-0001-8711-7698
Scott D. Whiting https://orcid.org/0000-0003-3339-9559
Øystein Wiig https://orcid.org/0000-0003-0395-5251
Natalie E. Wildermann https://orcid.org/0000-0002-0317-6832
David N. Wiley https://orcid.org/0000-0001-5490-8645
Jessica Lauren Williams https://orcid.org/0000-0002-7544-3370
Rosie S. Williams https://orcid.org/0000-0003-1801-8092
Kenady Wilson https://orcid.org/0000-0001-5921-2145
Matthew J. Witt https://orcid.org/0000-0002-9498-5378
Freya C. Womersley https://orcid.org/0000-0002-7962-5665
David J. Yurkowski https://orcid.org/0000-0003-2264-167X
Jie Zhang https://orcid.org/0000-0001-8186-035X
Daniel P. Costa https://orcid.org/0000-0002-0233-5782
Carlos M. Duarte https://orcid.org/0000-0002-1213-1361
Mark G. Meekan https://orcid.org/0000-0002-3067-9427
Rob Harcourt https://orcid.org/0000-0003-4666-2934
David W. Sims https://orcid.org/0000-0002-0916-7363
Graeme C. Hays https://orcid.org/0000-0002-3314-8189
Charitha Pattiaratchi https://orcid.org/0000-0003-2229-6183
Víctor M. Eguíluz https://orcid.org/0000-0003-1133-1289
Ana M. M. Sequeira https://orcid.org/0000-0001-6906-799X

REFERENCES

Albouy, C., Delattre, V., Donati, G., Frölicher, T. L., Albouy-Boyer, S., Rufino, M., Pellissier, L., Mouillot, D., & Leprieur, F. (2020). Global vulnerability of marine mammals to global warming. *Scientific Reports*, *10*(1), Article 548.

Armstrong, A. J., Armstrong, A. O., Bennett, M. B., McGregor, F., Abrantes, K. G., Barnett, A., Richardson, A. J., Townsend, K. A., & Dudgeon, C. L. (2020). The geographic distribution of reef and oceanic manta rays (*Mobula alfredi* and *Mobula birostris*) in Australian coastal waters. *Journal of Fish Biology*, *96*(3), 835–840.

Authier, M., Spitz, J., Blanck, A., & Ridoux, V. (2017). Conservation science for marine megafauna in Europe: Historical perspectives and future directions. *Deep Sea Research Part II: Topical Studies in Oceanography*, *141*, 1–7.

Avila, I. C., Kaschner, K., & Dormann, C. F. (2018). Current global risks to marine mammals: Taking stock of the threats. *Biological Conservation*, *221*, 44–58.

Bastos, K. V., Machado, L. P., Joyeux, J.-C., Ferreira, J. S., Militão, F. P., de Oliveira Fernandes, V., & Santos, R. G. (2022). Coastal degradation impacts on green turtle's (*Chelonia mydas*) diet in southeastern Brazil: Nutritional richness and health. *Science of The Total Environment*, *823*, Article 153593.

Belhabib, D., Greer, K., & Pauly, D. (2018). Trends in industrial and artisanal catch per effort in West African fisheries. *Conservation Letters*, *11*(1), Article e12360.

Bentley, B. P., Stubbs, J. L., Whiting, S. D., & Mitchell, N. J. (2020). Variation in thermal traits describing sex determination and development in Western Australian sea turtle populations. *Functional Ecology*, *34*(11), 2302–2314.

15231739, 0, Downloaded from https://conbio.onlinelibrary.wiley.com/doi/10.1111/cobi.70147 by Schweizerische Vogelwarte, Wiley Online Library on [20/11/2025]. See the Terms and Conditions (https://onlinelibrary.wiley.com/terms-and-conditions) on Wiley Online Library for rules of use; OA articles are governed by the applicable Creative Commons License

Bestley, S., Ropert-Coudert, Y., Bengtson Nash, S., Brooks, C. M., Cotté, C., Dewar, M., Friedlaender, A. S., Jackson, J. A., Labrousse, S., Lowther, A. D., McMahon, C. R., Phillips, R. A., Pistorius, P., Puskic, P. S., Reis, A. O. d. A., Reisinger, R. R., Santos, M., Tarszisz, E., Tixier, P., … Wienecke, B. (2020). Marine ecosystem assessment for the Southern Ocean: Birds and marine mammals in a changing climate. *Frontiers in Ecology and Evolution*, *8*, Article 566936.

Biddiscombe, S. J., Smith, E. A., & Hawkes, L. A. (2020). A global analysis of anthropogenic development of marine turtle nesting beaches. *Remote Sensing*, *12*(9), Article 1492.

Bost, C. A., Cotté, C., Terray, P., Barbraud, C., Bon, C., Delord, K., Gimenez, O., Handrich, Y., Naito, Y., Guinet, C., & Weimerskirch, H. (2015). Large-scale climatic anomalies affect marine predator foraging behaviour and demography. *Nature Communications*, *6*(1), Article 8220.

Boyce, D. G., Tittensor, D. P., Garilao, C., Henson, S., Kaschner, K., Kesner-Reyes, K., Pigot, A., Reyes, R. B., Reygondeau, G., Schleit, K. E., Shackell, N. L., Sorongon-Yap, P., & Worm, B. (2022). A climate risk index for marine life. *Nature Climate Change*, *12*(9), 854–862.

Braulik, G. T., Taylor, B. L., Minton, G., Notarbartolo di Sciara, G., Collins, T., Rojas-Bracho, L., Crespo, E. A., Ponnampalam, L. S., Double, M. C., & Reeves, R. R. (2023). Red-list status and extinction risk of the world's whales, dolphins, and porpoises. *Conservation Biology*, *37*(5), Article e14090.

Brierley, A. S., & Kingsford, M. J. (2009). Impacts of climate change on marine organisms and ecosystems. *Current Biology*, *19*(14), R602–R614.

Brownell, R. L., Jr., Reeves, R. R., Read, A. J., Smith, B. D., Thomas, P. O., Ralls, K., Amano, M., Berggren, P., Chit, A. M., & Collins, T. (2019). Bycatch in gill-net fisheries threatens critically endangered small cetaceans and other aquatic megafauna. *Endangered Species Research*, *40*, 285–296.

Butt, N., Halpern, B. S., O'Hara, C. C., Allcock, A. L., Polidoro, B., Sherman, S., Byrne, M., Birkeland, C., Dwyer, R. G., Frazier, M., Woodworth, B. K., Arango, C. P., Kingsford, M. J., Udyawer, V., Hutchings, P., Scanes, E., McClaren, E. J., Maxwell, S. M., Diaz-Pulido, G., … Klein, C. J. (2022). A trait-based framework for assessing the vulnerability of marine species to human impacts. *Ecosphere*, *13*(2), Article e3919.

Cagnazzi, D., Harrison, P. L., Parra, G. J., Reichelt-Brushett, A., & Marsili, L. (2020). Geographic and temporal variation in persistent pollutants in Australian humpback and snubfin dolphins. *Ecological Indicators*, *111*, Article 105990.

Cazalis, V., Di Marco, M., Butchart, S. H. M., Akçakaya, H. R., González-Suárez, M., Meyer, C., Clausnitzer, V., Böhm, M., Zizka, A., Cardoso, P., Schipper, A. M., Bachman, S. P., Young, B. E., Hoffmann, M., Benítez-López, A., Lucas, P. M., Pettorelli, N., Patoine, G., Pacifici, M., … Santini, L. (2022). Bridging the research-implementation gap in IUCN Red List assessments. *Trends in Ecology and Evolution*, *37*(4), 359–370.

Clark, B. L., Carneiro, A. P. B., Pearmain, E. J., Rouyer, M.-M., Clay, T. A., Cowger, W., Phillips, R. A., Manica, A., Hazin, C., Eriksen, M., González-Solís, J., Adams, J., Albores-Barajas, Y. V., Alfaro-Shigueto, J., Alho, M. S., Araujo, D. T., Arcos, J. M., Arnould, J. P. Y., Barbosa, N. J. P., … Dias, M. P. (2023). Global assessment of marine plastic exposure risk for oceanic birds. *Nature Communications*, *14*(1), Article 3665.

Conners, M. G., Sisson, N. B., Agamboue, P. D., Atkinson, P. W., Baylis, A. M., Benson, S. R., Block, B., Bograd, S. J., Bordino, P., Bowen, W. D., Brickle, P., Bruno, I. M., Carman, V. G., Champagne, C. D., Crocker, D., Costa, D., Dawson, T. M., Deguchi, T., Dewar, H., … Maxwell, S. M. (2022). Mismatches in scale between Marine Protected Areas and mobile marine megafauna. *Frontiers in Marine Science*, *9*, Article 897104.

Cooke, J. G. (2018). *Balaenoptera borealis*. The IUCN Red List of Threatened Species 2018: e.T2475A130482064. https://doi.org/10.2305/IUCN.UK.2018-2.RLTS.T2475A130482064.en

Dias, M. P., Martin, R., Pearmain, E. J., Burfield, I. J., Small, C., Phillips, R. A., Yates, O., Lascelles, B., Borboroglu, P. G., & Croxall, J. P. (2019). Threats to seabirds: A global assessment. *Biological Conservation*, *237*, 525–537.

Duarte, C. M., Chapuis, L., Collin, S. P., Costa, D. P., Devassy, R. P., Eguiluz, V. M., Erbe, C., Gordon, T. A. C., Halpern, B. S., Harding, H. R., Havlik, M. N., Meekan, M., Merchant, N. D., Miksis-Olds, J. L., Parsons, M., Predragovic, M., Radford, A. N., Radford, C. A., Simpson, S. D., … Juanes, F. (2021). The soundscape of the Anthropocene ocean. *Science*, *371*(6529), Article eaba4658.

Dulvy, N. K., Pacoureau, N., Rigby, C. L., Pollom, R. A., Jabado, R. W., Ebert, D. A., Finucci, B., Pollock, C. M., Cheok, J., Derrick, D. H., Herman, K. B., Sherman, C. S., VanderWright, W. J., Lawson, J. M., Walls, R. H. L., Carlson, J. K., Charvet, P., Bineesh, K. K., Fernando, D., … Simpfendorfer, C. A. (2021). Overfishing drives over one-third of all sharks and rays toward a global extinction crisis. *Current Biology*, *31*(21), 4773.e8–4787.e8.

Duncan, E. M., Broderick, A. C., Critchell, K., Galloway, T. S., Hamann, M., Limpus, C. J., Lindeque, P. K., Santillo, D., Tucker, A. D., Whiting, S., Young, E. J., & Godley, B. J. (2021). Plastic pollution and small juvenile marine turtles: A potential evolutionary trap. *Frontiers in Marine Science*, *8*, Article 699521.

Edwards, M. R., Cárdenas-Alayza, S., Adkesson, M. J., Daniels-Abdulahad, M., & Hirons, A. C. (2021). Peruvian fur seals as archivists of El Niño Southern Oscillation effects. *Frontiers in Marine Science*, *8*, Article 651212.

Estes, J. A., Heithaus, M., McCauley, D. J., Rasher, D. B., & Worm, B. (2016). Megafaunal impacts on structure and function of ocean ecosystems. *Annual Review of Environment and Resources*, *41*, 83–116.

Giralt Paradell, O., Goh, T., Popov, D., Rogan, E., & Jessopp, M. (2023). Estimated mortality of the highly pathogenic avian influenza pandemic on northern gannets (*Morus bassanus*) in southwest Ireland. *Biology Letters*, *19*(6), Article 20230090.

Grose, S. O., Pendleton, L., Leathers, A., Cornish, A., & Waitai, S. (2020). Climate change will re-draw the map for marine megafauna and the people who depend on them. *Frontiers in Marine Science*, *7*, Article 547.

Halpern, B. S., Frazier, M., Afflerbach, J., Lowndes, J. S., Micheli, F., O'Hara, C., Scarborough, C., & Selkoe, K. A. (2019). Recent pace of change in human impact on the world's ocean. *Scientific Reports*, *9*(1), Article 11609.

Halpern, B. S., Selkoe, K. A., Micheli, F., & Kappel, C. V. (2007). Evaluating and ranking the vulnerability of global marine ecosystems to anthropogenic threats. *Conservation Biology*, *21*(5), 1301–1315.

Halpern, B. S., Walbridge, S., Selkoe, K. A., Kappel, C. V., Micheli, F., D'Agrosa, C., Bruno, J. F., Casey, K. S., Ebert, C., Fox, H. E., Fujita, R., Heinemann, D., Lenihan, H. S., Madin, E. M. P., Perry, M. T., Selig, E. R., Spalding, M., Steneck, R., & Watson, R. (2008). A global map of human impact on marine ecosystems. *Science*, *319*(5865), 948–953.

Hammerschlag, N., Schmitz, O. J., Flecker, A. S., Lafferty, K. D., Sih, A., Atwood, T. B., Gallagher, A. J., Irschick, D. J., Skubel, R., & Cooke, S. J. (2019). Ecosystem function and services of aquatic predators in the Anthropocene. *Trends in Ecology and Evolution*, *34*(4), 369–383.

Hays, G. C., Ferreira, L. C., Sequeira, A. M. M., Meekan, M. G., Duarte, C. M., Bailey, H., Bailleul, F., Bowen, W. D., Caley, M. J., Costa, D. P., Eguíluz, V. M., Fossette, S., Friedlaender, A. S., Gales, N., Gleiss, A. C., Gunn, J., Harcourt, R., Hazen, E. L., Heithaus, M. R., … Thums, M. (2016). Key questions in marine megafauna movement ecology. *Trends in Ecology & Evolution*, *31*(6), 463–475.

Hazen, E. L., Abrahms, B., Brodie, S., Carroll, G., Jacox, M. G., Savoca, M. S., Scales, K. L., Sydeman, W. J., & Bograd, S. J. (2019). Marine top predators as climate and ecosystem sentinels. *Frontiers in Ecology and the Environment*, *17*(10), 565–574.

Hieb, E. E., Eniang, E. A., Keith-Diagne, L. W., & Carmichael, R. H. (2021). In-water bridge construction effects on manatees with implications for marine megafauna species. *Journal of Wildlife Management*, *85*(4), 674–685.

Häussermann, V., Gutstein, C. S., Bedington, M., Cassis, D., Olavarria, C., Dale, A. C., Valenzuela-Toro, A. M., Perez-Alvarez, M. J., Sepúlveda, H. H., McConnell, K. M., & Horwitz, F. E. (2017). Largest baleen whale mass mortality during strong El Niño event is likely related to harmful toxic algal bloom. *PeerJ*, *5*, Article e3123.

Jepsen, E. M., & de Bruyn, P. J. N. (2019). Pinniped entanglement in oceanic plastic pollution: A global review. *Marine Pollution Bulletin*, *145*, 295–305.

Juan-Jordá, M. J., Mosqueira, I., Cooper, A. B., Freire, J., & Dulvy, N. K. (2011). Global population trajectories of tunas and their relatives. *Proceedings of the National Academy of Sciences of the United States of America*, *108*(51), 20650–20655.

Knowlton, A. R., Clark, J. S., Hamilton, P. K., Kraus, S. D., Pettis, H. M., Rolland, R. M., & Schick, R. S. (2022). Fishing gear entanglement threatens recovery of critically endangered North Atlantic right whales. *Conservation Science and Practice*, *4*(8), Article e12736.

15231739, 0, Downloaded from https://conbio.onlinelibrary.wiley.com/doi/10.1111/cobi.70147 by Schweizerische Vogelwarte, Wiley Online Library on [20/11/2025]. See the Terms and Conditions (https://onlinelibrary.wiley.com/terms-and-conditions) on Wiley Online Library for rules of use; OA articles are governed by the applicable Creative Commons License

Krüger, L., Huerta, M. F., Santa Cruz, F., & Cárdenas, C. A. (2021). Antarctic krill fishery effects over penguin populations under adverse climate conditions: Implications for the management of fishing practices. *Ambio*, *50*(3), 560–571.

Laidre, K. L., Born, E. W., Atkinson, S. N., Wiig, Ø., Andersen, L. W., Lunn, N. J., Dyck, M., Regehr, E. V., McGovern, R., & Heagerty, P. (2018). Range contraction and increasing isolation of a polar bear subpopulation in an era of sea-ice loss. *Ecology and Evolution*, *8*(4), 2062–2075.

Lenoir, J., Bertrand, R., Comte, L., Bourgeaud, L., Hattab, T., Murienne, J., & Grenouillet, G. (2020). Species better track climate warming in the oceans than on land. *Nature Ecology & Evolution*, *4*(8), 1044–1059.

Marangoni, L. F. B., Davies, T., Smyth, T., Rodríguez, A., Hamann, M., Duarte, C., Pendoley, K., Berge, J., Maggi, E., & Levy, O. (2022). Impacts of artificial light at night in marine ecosystems—A review. *Global Change Biology*, *28*(18), 5346–5367.

Martinez-Levasseur, L. M., Gendron, D., Knell, R. J., O'Toole, E. A., Singh, M., & Acevedo-Whitehouse, K. (2011). Acute sun damage and photoprotective responses in whales. *Proceedings of the Royal Society B: Biological Sciences*, *278*(1711), 1581–1586.

Maxwell, S. M., Hazen, E. L., Bograd, S. J., Halpern, B. S., Breed, G. A., Nickel, B., Teutschel, N. M., Crowder, L. B., Benson, S., Dutton, P. H., Bailey, H., Kappes, M. A., Kuhn, C. E., Weise, M. J., Mate, B., Shaffer, S. A., Hassrick, J. L., Henry, R. W., Irvine, L., … Costa, D. P. (2013). Cumulative human impacts on marine predators. *Nature Communications*, *4*, Article 2688.

Mazaris, A. D., Schofield, G., Gkazinou, C., Almpanidou, V., & Hays, G. C. (2017). Global sea turtle conservation successes. *Science Advances*, *3*(9), Article e1600730.

Meyer-Gutbrod, E. L., Greene, C. H., Davies, K. T. A., & Johns, D. G. (2021). Ocean regime shift is driving collapse of the North Atlantic right whale population. *Oceanography*, *34*(3), 22–31.

Meyer, S., Robertson, B. C., Chilvers, B. L., & Krkošek, M. (2017). Marine mammal population decline linked to obscured by-catch. *Proceedings of the National Academy of Sciences of the United States of America*, *114*(44), 11781–11786.

Nowicki, R., Heithaus, M., Thomson, J., Burkholder, D., Gastrich, K., & Wirsing, A. (2019). Indirect legacy effects of an extreme climatic event on a marine megafaunal community. *Ecological Monographs*, *89*(3), Article e01365.

O'Hara, C. C., Frazier, M., & Halpern, B. S. (2021). At-risk marine biodiversity faces extensive, expanding, and intensifying human impacts. *Science*, *372*(6537), 84–87.

O'Hara, C. C., & Halpern, B. S. (2022). Anticipating the future of the world's ocean. *Annual Review of Environment and Resources*, *47*(1), 291–315.

O'Malley, M. P., Lee-Brooks, K., & Medd, H. B. (2013). The global economic impact of manta ray watching tourism. *PLoS ONE*, *8*(5), Article e65051.

Oliver, S., Braccini, M., Newman, S. J., & Harvey, E. S. (2015). Global patterns in the bycatch of sharks and rays. *Marine Policy*, *54*, 86–97.

Olonscheck, D., Mauritsen, T., & Notz, D. (2019). Arctic sea-ice variability is primarily driven by atmospheric temperature fluctuations. *Nature Geoscience*, *12*(6), 430–434.

Oppel, S., Lavers, J. L., Donaldson, A. H., Forrest, A. K., McClelland, G. T. W., Bond, A. L., & Brooke, M. d. L. (2017). Population status, breeding success and ecology of the Henderson petrel after a failed rat eradication on Henderson Island. *Emu – Austral Ornithology*, *117*(2), 151–159.

Orgeret, F., Thiebault, A., Kovacs, K. M., Lydersen, C., Hindell, M. A., Thompson, S. A., Sydeman, W. J., & Pistorius, P. A. (2022). Climate change impacts on seabirds and marine mammals: The importance of study duration, thermal tolerance and generation time. *Ecology Letters*, *25*(1), 218–239.

Patrício, A., Hawkes, L., Monsinjon, J., & Godley, B. J. (2021). Climate change and marine turtles: Recent advances and future directions. *Endangered Species Research*, *44*, 363–395.

Pettis, H. M., Pace, R. M., III, & Hamilton, P. K. (2021). *North Atlantic right whale consortium 2020 annual report card*. North Atlantic Right Whale Consortium.

Pike, D. A., Roznik, E. A., & Bell, I. (2015). Nest inundation from sea-level rise threatens sea turtle population viability. *Royal Society Open Science*, *2*(7), Article 150127.

Pimiento, C., Leprieur, F., Silvestro, D., Lefcheck, J. S., Albouy, C., Rasher, D. B., Davis, M., Svenning, J. C., & Griffin, J. N. (2020). Functional diversity of marine megafauna in the Anthropocene. *Science Advances*, *6*(16), Article eaay7650.

Read, A. J., Drinker, P., & Northridge, S. (2006). Bycatch of marine mammals in U.S. and global fisheries. *Conservation Biology*, *20*(1), 163–169.

Reyes-García, V., Cámara-Leret, R., Halpern, B. S., O'Hara, C., Renard, D., Zafra-Calvo, N., & Díaz, S. (2023). Biocultural vulnerability exposes threats of culturally important species. *Proceedings of the National Academy of Sciences of the United States of America*, *120*(2), Article e2217303120.

Rodrigues, A. S. L., Pilgrim, J. D., Lamoreux, J. F., Hoffmann, M., & Brooks, T. M. (2006). The value of the IUCN Red List for conservation. *Trends in Ecology & Evolution*, *21*(2), 71–76.

Rodríguez, A., Arcos, J. M., Bretagnolle, V., Dias, M. P., Holmes, N. D., Louzao, M., Provencher, J., Raine, A. F., Ramírez, F., Rodríguez, B., Ronconi, R. A., Taylor, R. S., Bonnaud, E., Borrelle, S. B., Cortés, V., Descamps, S., Friesen, V. L., Genovart, M., Hedd, A., … Chiaradia, A. (2019). Future directions in conservation research on petrels and shearwaters. *Frontiers in Marine Science*, *6*, Article 94.

Runge, M. C., Linden, D. W., Hostetler, J. A., Borggaard, D. L., Garrison, L. P., Knowlton, A. R., Lesage, V., Williams, R., & Pace, R. M., III (2023). *A management-focused population viability analysis for North Atlantic right whales* (NOAA Technical Memorandum NMFS-NE-307). National Oceanic and Atmospheric Administration.

Saba, V. S., Stock, C. A., Spotila, J. R., Paladino, F. V., & Tomillo, P. S. (2012). Projected response of an endangered marine turtle population to climate change. *Nature Climate Change*, *2*(11), 814–820.

Senko, J. F., Burgher, K. M., del Mar Mancha-Cisneros, M., Godley, B. J., Kinan-Kelly, I., Fox, T., Humber, F., Koch, V., Smith, A. T., & Wallace, B. P. (2022). Global patterns of illegal marine turtle exploitation. *Global Change Biology*, *28*(22), 6509–6523.

Sepúlveda, M., Szteren, D., Alfaro-Shigueto, J., Crespo, E. A., Durán, L. R., Guerrero, A. I., Mangel, J. C., Oliva, D., & Oliveira, L. R. (2023). Sea lion and fur seal interactions with fisheries and aquaculture in South American waters: Threats and management perspectives. *Mammal Review*, *53*(2), 116–131.

Sequeira, A. M. M., Mellin, C., Fordham, D. A., Meekan, M. G., & Bradshaw, C. J. A. (2014). Predicting current and future global distributions of whale sharks. *Global Change Biology*, *20*(3), 778–789.

Sequeira, A. M., Rodríguez, J. P., Marley, S. A., Calich, H. J., van der Mheen, M., VanCompernolle, M., Arrowsmith, L. M., Peel, L. R., Queiroz, N., Vedor, M., da Costa, I., Mucientes, G., Couto, A., Humphries, N. E., Abalo-Morla, S., Abascal, F. J., Abercrombie, D. L., Abrantes, K., Abreu-Grobois, F. A., … Eguíluz, V. M. (2025). Global tracking of marine megafauna space use reveals how to achieve conservation targets. *Science*, *388*(6751), 1086–1097.

Sharp, S., McLellan, W., Rotstein, D., Costidis, A., Barco, S., Durham, K., Pitchford, T., Jackson, K., Daoust, P., Wimmer, T., Couture, E., Bourque, L., Frasier, T., Frasier, B., Fauquier, D., Rowles, T. K., Hamilton, P. K., Pettis, H., & Moore, M. J. (2019). Gross and histopathologic diagnoses from North Atlantic right whale *Eubalaena glacialis* mortalities between 2003 and 2018. *Diseases of Aquatic Organisms*, *135*(1), 1–31.

Somveille, M., Dias, M. P., Weimerskirch, H., & Davies, T. E. (2020). Projected migrations of southern Indian Ocean albatrosses as a response to climate change. *Ecography*, *43*(11), 1683–1691.

Temple, A. J., Langner, U., & Berumen, M. L. (2024). Management and research efforts are failing dolphins, porpoises, and other toothed whales. *Scientific Reports*, *14*(1), Article 7077.

van Lohuizen, S., Rossendell, J., Mitchell, N. J., & Thums, M. (2016). The effect of incubation temperatures on nest success of flatback sea turtles (*Natator depressus*). *Marine Biology*, *163*(7), Article 150.

Vedor, M., Queiroz, N., Mucientes, G., Couto, A., da Costa, I., Dos Santos, A., Vandeperre, F., Fontes, J., Afonso, P., Rosa, R., Humphries, N. E., & Sims, D. W. (2021). Climate-driven deoxygenation elevates fishing vulnerability for the ocean's widest ranging shark. *eLife*, *10*, Article e62508.

Ward, M., Carwardine, J., Yong, C. J., Watson, J. E. M., Silcock, J., Taylor, G. S., Lintermans, M., Gillespie, G. R., Garnett, S. T., Woinarski, J., Tingley, R., Fensham, R. J., Hoskin, C. J., Hines, H. B., Roberts, J. D., Kennard, M. J., Harvey, M. S., Chapple, D. G., & Reside, A. E. (2021). A national-scale dataset for threats impacting Australia's imperiled flora and fauna. *Ecology and Evolution*, *11*(17), 11749–11761.

15231739, 0, Downloaded from https://conbio.onlinelibrary.wiley.com/doi/10.1111/cobi.70147 by Schweizerische Vogelwarte, Wiley Online Library on [20/11/2025]. See the Terms and Conditions (https://onlinelibrary.wiley.com/terms-and-conditions) on Wiley Online Library for rules of use; OA articles are governed by the applicable Creative Commons License

Watson, R. (2019). *Global Fisheries Landings* (Version 4.0) [Data set]. Institute for Marine and Antarctic Studies (IMAS), University of Tasmania (UTAS).

Wilson, P., Thums, M., Pattiaratchi, C., Meekan, M., Pendoley, K., Fisher, R., & Whiting, S. (2018). Artificial light disrupts the nearshore dispersal of neonate flatback turtles *Natator depressus*. *Marine Ecology Progress Series*, *600*, 179–192.

Womersley, F. C., Humphries, N. E., Queiroz, N., Vedor, M., da Costa, I., Furtado, M., Tyminski, J. P., Abrantes, K., Araujo, G., Bach, S. S., Barnett, A., Berumen, M. L., Bessudo Lion, S., Braun, C. D., Clingham, E., Cochran, J. E. M., de la Parra, R., Diamant, S., Dove, A. D. M., … Sims, D. W. (2022). Global collision-risk hotspots of marine traffic and the world's largest fish, the whale shark. *Proceedings of the National Academy of Sciences of the United States of America*, *119*(20), Article e2117440119.

Žydelis, R., Small, C., & French, G. (2013). The incidental catch of seabirds in gillnet fisheries: A global review. *Biological Conservation*, *162*, 76–88.

SUPPORTING INFORMATION

Additional supporting information can be found online in the Supporting Information section at the end of this article.

How to cite this article: VanCompernolle, M., Morris, J., Calich, H. J., Rodríguez, J. P., Marley, S. A., Pearce, J. R., Abrahms, B., Abrantes, K., Afonso, A. S., Aguilar, A., Agyekumhene, A., Akamatsu, T., Åkesson, S., Alawa, N. G., Alfaro-Shigueto, J., Anderson, R. C., Anker-Nilssen, T., Arata, J. A., Araujo, G., … Sequeira, A. M. M. (2025). Vulnerability of marine megafauna to global at-sea anthropogenic threats. *Conservation Biology*, e70147. https://doi.org/10.1111/cobi.70147

15231739, 0, Downloaded from https://conbio.onlinelibrary.wiley.com/doi/10.1111/cobi.70147 by Schweizerische Vogelwarte, Wiley Online Library on [20/11/2025]. See the Terms and Conditions (https://onlinelibrary.wiley.com/terms-and-conditions) on Wiley Online Library for rules of use; OA articles are governed by the applicable Creative Commons License